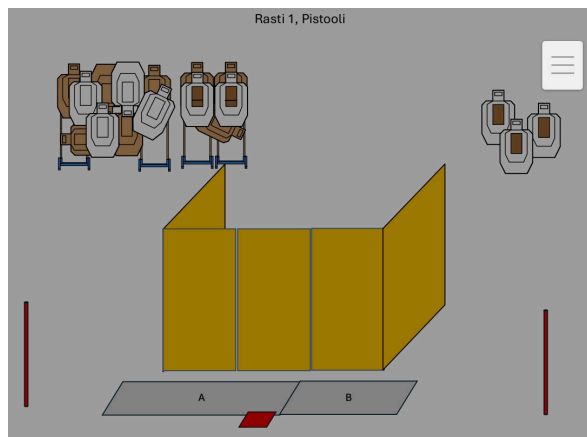


LoimaaSRA 2026 - Rasti 1, Pistooli - 2026-04-10



Stage Results - AVO

Place	Name	No.	Class	Div	PF	Points	Pen	Time	Hit Factor	Stage Pts	Stage %
1	Ruohonen, Tony	99	A	AVO	Min	110	10	18.58	5.3821	110.0000	100.00%
2	Seppänen, Niko	92	A	AVO	Min	104	0	19.38	5.3664	109.6791	99.71%
3	Girs, Aleksi	121	A	AVO	Min	110	0	20.80	5.2885	108.0870	98.26%
4	Kuisma, Eetu	49	A	AVO	Min	110	0	22.82	4.8203	98.5179	89.56%
5	Pentimäki, Jari	15	A	AVO	Min	110	0	24.95	4.4088	90.1076	81.92%
6	Pitkänen, Eppu	23	A	AVO	Min	110	0	25.22	4.3616	89.1429	81.04%
7	Leino, Kai	58	A	AVO	Min	110	0	25.23	4.3599	89.1082	81.01%
8	Aaltonen, Esa	77	A	AVO	Min	106	10	23.32	4.1166	84.1356	76.49%
9	Asikainen, Kari	124	A	AVO	Min	106	0	26.61	3.9835	81.4152	74.01%
10	Tirri, Marko	104	A	AVO	Min	110	0	27.79	3.9583	80.9002	73.55%
11	Olli, Joose	8	A	AVO	Min	110	10	25.75	3.8835	79.3714	72.16%
12	Tengström, Turkka	46	A	AVO	Min	108	0	28.78	3.7526	76.6961	69.72%
13	Riitamaa, Markku	112	A	AVO	Min	106	20	23.57	3.6487	74.5726	67.79%
14	Lujan, Reino	25	A	AVO	Min	108	0	31.01	3.4827	71.1798	64.71%
15	Salo, Jani	18	A	AVO	Min	108	20	25.71	3.4228	69.9556	63.60%
16	Pajuharju, Tuukka	71	A	AVO	Min	110	30	23.70	3.3755	68.9889	62.72%
17	Virtanen, Tommi	6	A	AVO	Min	110	20	28.21	3.1904	65.2058	59.28%
18	Mikkonen, Timo	80	A	AVO	Min	110	0	36.26	3.0336	62.0011	56.36%
19	Riimuvuori, Heini	67	A	AVO	Min	110	0	36.31	3.0295	61.9173	56.29%
20	Heikkinen, Sami	3	A	AVO	Min	110	20	29.86	3.0141	61.6025	56.00%
21	Sundman, Niclas	55	A	AVO	Min	100	30	23.54	2.9737	60.7768	55.25%
22	Huttu, Tuomo	31	A	AVO	Min	110	20	32.58	2.7624	56.4583	51.33%
23	Luotonen, Jari	56	A	AVO	Min	104	20	30.80	2.7273	55.7409	50.67%
24	Vuorela, Tero	88	A	AVO	Min	104	20	33.09	2.5385	51.8822	47.17%
25	Ojaniemi, Pasi	95	A	AVO	Min	110	10	39.82	2.5113	51.3262	46.66%
26	Oivukka, Mika	79	A	AVO	Min	105	20	36.95	2.3004	47.0158	42.74%
27	Hagström, Henri	113	A	AVO	Min	100	30	30.82	2.2713	46.4211	42.20%
28	Skyttä, Aki	50	A	AVO	Min	110	40	31.03	2.2559	46.1064	41.91%
29	Sautila, Akseli	87	A	AVO	Min	110	0	50.19	2.1917	44.7942	40.72%
30	Siviranta, Vilma	69	A	AVO	Min	101	20	37.50	2.1600	44.1463	40.13%
31	Haanpää, Hannu	85	A	AVO	Min	108	10	46.45	2.1098	43.1203	39.20%
32	Tammisalo, Jenna	115	A	AVO	Min	104	0	51.33	2.0261	41.4097	37.65%
33	Pihlajasaari, Roope	16	A	AVO	Min	106	30	38.39	1.9797	40.4613	36.78%
34	Mäkinen, Markus	52	A	AVO	Min	96	30	33.76	1.9550	39.9565	36.32%
35	Vahtovuori, Mikko	62	A	AVO	Min	100	20	42.89	1.8652	38.1212	34.66%
36	Syvänen, Markus	17	A	AVO	Min	103	30	41.64	1.7531	35.8301	32.57%
37	Nurminen, Henri	101	A	AVO	Min	110	20	52.22	1.7235	35.2251	32.02%
38	Kaisko, Jarno	98	A	AVO	Min	110	40	41.14	1.7015	34.7755	31.61%
39	Kivijoki, Mika	74	A	AVO	Min	104	30	45.55	1.6246	33.2038	30.19%
40	Siviranta, Janne	96	A	AVO	Min	110	30	52.69	1.5183	31.0312	28.21%
41	Salo, Kasper	117	A	AVO	Min	108	50	39.32	1.4751	30.1483	27.41%
42	Suominen, Harri	83	A	AVO	Min	97	40	39.97	1.4261	29.1468	26.50%
43	Appelsiin, Hannu	35	A	AVO	Min	100	30	49.27	1.4207	29.0364	26.40%

44	Hongisto, Jussi	7	A	AVO	Min	98	50	34.00	1.4118	28.8545	26.23%
45	Lehtonen, Vellu	5	A	AVO	Min	100	40	43.44	1.3812	28.2291	25.66%
46	Miettinen, Marcus	33	A	AVO	Min	103	50	40.22	1.3178	26.9334	24.48%
47	Hietala, Teemu	125	A	AVO	Min	100	40	45.57	1.3167	26.9109	24.46%
48	Kuusela, Jari	102	A	AVO	Min	101	40	47.42	1.2864	26.2916	23.90%
49	Kallio, Markku	30	A	AVO	Min	100	60	31.31	1.2775	26.1097	23.74%
50	Uusitalo, Mikko	32	A	AVO	Min	105	60	39.94	1.1267	23.0276	20.93%
51	Niemi, Mikko	14	A	AVO	Min	83	40	40.90	1.0513	21.4866	19.53%
52	Roth, Daniel	114	A	AVO	Min	98	60	37.25	1.0201	20.8489	18.95%
53	Suonpää, Teemu	19	A	AVO	Min	91	60	38.80	0.7990	16.3301	14.85%
54	Mäkilä, Lauri	21	A	AVO	Min	80	60	34.38	0.5817	11.8889	10.81%
55	Riimuvuori, Jussi	65	A	AVO	Min	89	70	35.61	0.5336	10.9058	9.91%
56	Aaltonen, Jouni	26	A	AVO	Min	85	60	48.63	0.5141	10.5072	9.55%
57	Luoma, Vesa-Matti	109	A	AVO	Min	85	70	50.95	0.2944	6.0170	5.47%
58	haapa-aho, juha	22	A	AVO	Min	86	70	57.10	0.2802	5.7268	5.21%
59	Mäkinen, Mikael	126	A	AVO	Min	100	90	40.93	0.2443	4.9930	4.54%
60	Rokka, Ilkka	72	A	AVO	Min	89	80	61.45	0.1465	2.9942	2.72%
61	Lindroos, Conny	27	A	AVO	Min	67	100	35.60	0.0000	0.0000	0.00%
62	Isomäki, Saimi	4	A	AVO	Min	66	110	45.80	0.0000	0.0000	0.00%
63	Sjöblom, Jussi	45	A	AVO	Min	71	130	66.50	0.0000	0.0000	0.00%
64	Tuominen, Pekka	111	A	AVO	Min	81	110	85.90	0.0000	0.0000	0.00%
65	(DQ) Gustafsson, Mikko	MYNRES	A	AVO	Min						
66	(DQ) Tengström, Roope	MYNRES	A	AVO	Min						

Stage Results - TST

Place	Name	No.	Class	Div	PF	Points	Pen	Time	Hit Factor	Stage Pts	Stage %
1	Kumpulainen, Jarmo	119	TST	TST	Min	110	0	25.73	4.2752	110.0000	100.00%
2	Palonen, Eetu	84	TST	TST	Min	110	0	26.90	4.0892	105.2143	95.65%
3	Seppänen, Mikko	54	TST	TST	Min	110	30	22.03	3.6314	93.4352	84.94%
4	Casagrande, Xavier	103	TST	TST	Min	110	0	30.66	3.5877	92.3108	83.92%
5	Schwela, Tuomo	63	TST	TST	Min	110	10	28.75	3.4783	89.4959	81.36%
6	Tuominen, Jukka-Pekka	120	TST	TST	Min	110	0	31.87	3.4515	88.8064	80.73%
7	Suominen, Matias	28	TST	TST	Min	104	10	31.05	3.0274	77.8944	70.81%
8	Wickström, Olli	106	TST	TST	Min	98	0	31.41	2.9290	75.3626	68.51%
9	Lahti, Roni	64	TST	TST	Min	110	0	37.63	2.9232	75.2133	68.38%
10	Hietala, Mikko	36	TST	TST	Min	110	10	35.06	2.8523	73.3891	66.72%
11	Maijala, Mika	70	TST	TST	Min	104	0	36.49	2.8501	73.3325	66.67%
12	Virtanen, Tomi	82	TST	TST	Min	106	10	34.76	2.7618	71.0605	64.60%
13	Kuuskoski, Sakari	122	TST	TST	Min	108	20	32.43	2.7135	69.8178	63.47%
14	Rantanen, Jesse	93	TST	TST	Min	110	30	31.05	2.5765	66.2928	60.27%
15	Rouvali, Jarkko	57	TST	TST	Min	102	10	37.06	2.4825	63.8742	58.07%
16	Lampo, Antti	10	TST	TST	Min	106	30	35.37	2.1487	55.2856	50.26%
17	Tuomisto, Aleksi	13	TST	TST	Min	102	40	30.46	2.0355	52.3730	47.61%
18	Korkeaniemi, Marko	11	TST	TST	Min	98	30	34.50	1.9710	50.7134	46.10%
19	Leppänen, Juhani	48	TST	TST	Min	104	40	32.93	1.9435	50.0058	45.46%
20	Polo, Oskari	29	TST	TST	Min	98	20	40.65	1.9188	49.3703	44.88%
21	Hautajärvi, Erik	90	TST	TST	Min	104	40	36.85	1.7368	44.6875	40.63%
22	Salmi, Juuso	12	TST	TST	Min	96	30	45.02	1.4660	37.7199	34.29%
23	Vehmas, Teemu	59	TST	TST	Min	70	100	31.78	0.0000	0.0000	0.00%

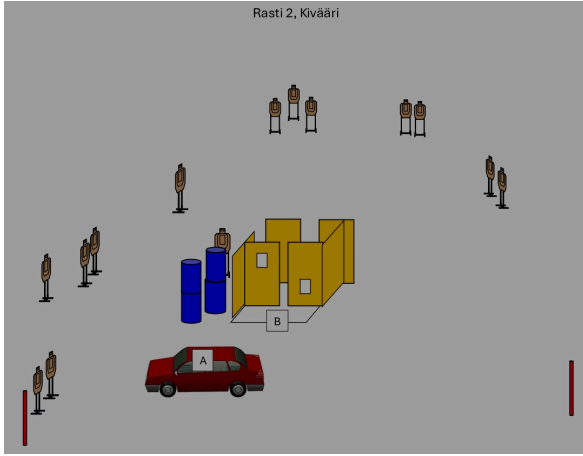
Stage Results - VAKIO

Place	Name	No.	Class	Div	PF	Points	Pen	Time	Hit Factor	Stage Pts	Stage %
1	Kuuskoski, Oskari	53	V	VAKIO	Min	104	0	25.59	4.0641	110.0000	100.00%
2	Laho, Antti	37	V	VAKIO	Min	100	10	32.18	2.7968	75.6989	68.82%
3	Ojala, Janne	116	V	VAKIO	Min	102	20	34.52	2.3754	64.2932	58.45%
4	Halkio, Jarkko	60	V	VAKIO	Min	100	30	31.06	2.2537	60.9992	55.45%
5	Silvander, Heidi	1	V	VAKIO	Min	100	0	44.64	2.2401	60.6311	55.12%
6	Lehto, Matias	76	V	VAKIO	Min	110	30	40.39	1.9807	53.6101	48.74%
7	Uusikartano, Juho	38	V	VAKIO	Min	104	20	49.53	1.6959	45.9017	41.73%
8	Nygrén, Petri	86	V	VAKIO	Min	110	10	60.36	1.6567	44.8407	40.76%
9	Silvander, Marko	40	V	VAKIO	Min	96	20	47.85	1.5883	42.9893	39.08%

10	Kurikka, Jari	75	V	VAKIO	Min	89	30	41.44	1.4237	38.5342	35.03%
11	Kuosmanen, Jari	34	V	VAKIO	Min	110	30	60.99	1.3117	35.5028	32.28%
12	Nygrén, Asmo	89	V	VAKIO	Min	110	60	54.43	0.9186	24.8631	22.60%
13	Kurikka, Erika	78	V	VAKIO	Min	27	200	43.35	0.0000	0.0000	0.00%
14	Hulkko, Aleks	39	V	VAKIO	Min	61	160	59.16	0.0000	0.0000	0.00%

Generated by PractiScore 2.3.7+309 Lenovo TB300FU at Apr 12, 2026 14:28

LoimaaSRA 2026 - Rasti 2, Kivääri - 2026-04-10



Stage Results - AVO

Place	Name	No.	Class	Div	PF	Points	Pen	Time	Hit Factor	Stage Pts	Stage %
1	Olli, Joose	8	A	AVO	Min	134	0	36.05	3.7171	140.0000	100.00%
2	Seppänen, Niko	92	A	AVO	Min	124	0	33.85	3.6632	137.9699	98.55%
3	Uusitalo, Mikko	32	A	AVO	Min	134	0	39.69	3.3762	127.1604	90.83%
4	Pajuharju, Tuukka	71	A	AVO	Min	118	0	35.83	3.2933	124.0381	88.60%
5	Lujan, Reino	25	A	AVO	Min	130	0	39.87	3.2606	122.8065	87.72%
6	Ruohonen, Tony	99	A	AVO	Min	115	10	34.23	3.0675	115.5336	82.52%
7	Salo, Jani	18	A	AVO	Min	132	0	43.62	3.0261	113.9743	81.41%
8	Skyttä, Aki	50	A	AVO	Min	130	0	43.97	2.9566	111.3567	79.54%
9	Riitamaa, Markku	112	A	AVO	Min	118	0	39.92	2.9559	111.3303	79.52%
10	Pentimäki, Jari	15	A	AVO	Min	132	0	45.45	2.9043	109.3869	78.13%
11	Hagström, Henri	113	A	AVO	Min	122	0	43.57	2.8001	105.4623	75.33%
12	Tirri, Marko	104	A	AVO	Min	124	0	45.42	2.7301	102.8259	73.45%
13	Rokka, Ilkka	72	A	AVO	Min	128	0	47.11	2.7170	102.3325	73.09%
14	Girs, Aleksi	121	A	AVO	Min	122	0	44.95	2.7141	102.2232	73.02%
15	Pitkänen, Eppu	23	A	AVO	Min	100	0	37.46	2.6695	100.5434	71.82%
16	Mäkilä, Lauri	21	A	AVO	Min	100	0	38.19	2.6185	98.6226	70.44%
17	Miettinen, Marcus	33	A	AVO	Min	104	0	40.79	2.5496	96.0275	68.59%
18	Kuisma, Eetu	49	A	AVO	Min	106	0	41.82	2.5347	95.4664	68.19%
19	Suominen, Harri	83	A	AVO	Min	130	0	51.35	2.5316	95.3496	68.11%
20	Aaltonen, Esa	77	A	AVO	Min	112	0	45.76	2.4476	92.1858	65.85%
21	Asikainen, Kari	124	A	AVO	Min	98	0	40.31	2.4312	91.5682	65.41%
22	Leino, Kai	58	A	AVO	Min	134	0	55.47	2.4157	90.9844	64.99%
23	Riimuvuori, Jussi	65	A	AVO	Min	104	0	43.12	2.4119	90.8412	64.89%
24	Tengström, Turkka	46	A	AVO	Min	100	0	42.11	2.3747	89.4402	63.89%
25	Sundman, Niclas	55	A	AVO	Min	122	0	52.93	2.3049	86.8112	62.01%
26	Mikkonen, Timo	80	A	AVO	Min	126	0	55.32	2.2777	85.7868	61.28%
27	Sautila, Akseli	87	A	AVO	Min	107	10	43.25	2.2428	84.4723	60.34%
28	Ojaniemi, Pasi	95	A	AVO	Min	102	0	45.54	2.2398	84.3593	60.26%
29	Heikkinen, Sami	3	A	AVO	Min	116	0	51.87	2.2364	84.2313	60.17%
30	Niemi, Mikko	14	A	AVO	Min	113	10	47.90	2.1503	80.9884	57.85%
31	Mäkinen, Mikael	126	A	AVO	Min	104	20	39.15	2.1456	80.8114	57.72%
32	Luotonen, Jari	56	A	AVO	Min	111	10	47.41	2.1304	80.2389	57.31%
33	Vaahтовuo, Mikko	62	A	AVO	Min	110	0	51.73	2.1264	80.0882	57.21%
34	Huttu, Tuomo	31	A	AVO	Min	99	10	42.67	2.0858	78.5591	56.11%
35	Nurminen, Henri	101	A	AVO	Min	116	0	56.04	2.0700	77.9640	55.69%
36	Appelsiin, Hannu	35	A	AVO	Min	91	10	40.15	2.0174	75.9829	54.27%
37	Salo, Kasper	117	A	AVO	Min	89	10	40.29	1.9608	73.8511	52.75%
38	Vuorela, Tero	88	A	AVO	Min	94	0	48.55	1.9361	72.9208	52.09%
39	Hietala, Teemu	125	A	AVO	Min	107	10	51.52	1.8828	70.9133	50.65%
40	Riimuvuori, Heini	67	A	AVO	Min	104	20	45.57	1.8433	69.4256	49.59%
41	Siviranta, Janne	96	A	AVO	Min	116	0	68.29	1.6986	63.9757	45.70%
42	Aaltonen, Jouni	26	A	AVO	Min	111	10	59.72	1.6912	63.6970	45.50%

43	Virtanen, Tommi	6	A	AVO	Min	91	30	40.72	1.4980	56.4203	40.30%
44	Pihlajasaari, Roope	16	A	AVO	Min	88	20	46.88	1.4505	54.6313	39.02%
45	Lehtonen, Vellu	5	A	AVO	Min	91	10	57.49	1.4089	53.0645	37.90%
46	Luoma, Vesa-Matti	109	A	AVO	Min	98	0	71.79	1.3651	51.4148	36.72%
47	Kallio, Markku	30	A	AVO	Min	89	10	69.63	1.1346	42.7333	30.52%
48	Syvänen, Markus	17	A	AVO	Min	95	30	58.85	1.1045	41.5996	29.71%
49	Kivijoki, Mika	74	A	AVO	Min	90	20	63.85	1.0963	41.2908	29.49%
50	Hongisto, Jussi	7	A	AVO	Min	89	30	54.69	1.0788	40.6317	29.02%
51	Roth, Daniel	114	A	AVO	Min	77	30	43.91	1.0704	40.3153	28.80%
52	Kaisko, Jarno	98	A	AVO	Min	96	40	67.47	0.8300	31.2609	22.33%
53	Sjöblom, Jussi	45	A	AVO	Min	99	30	83.47	0.8266	31.1329	22.24%
54	Isomäki, Saimi	4	A	AVO	Min	94	40	68.01	0.7940	29.9050	21.36%
55	Oivukka, Mika	79	A	AVO	Min	85	30	73.64	0.7469	28.1311	20.09%
56	Suonpää, Teemu	19	A	AVO	Min	88	40	67.52	0.7109	26.7752	19.13%
57	Haanpää, Hannu	85	A	AVO	Min	80	20	89.28	0.6720	25.3101	18.08%
58	Siviranta, Vilma	69	A	AVO	Min	85	50	56.98	0.6143	23.1369	16.53%
59	Lindroos, Conny	27	A	AVO	Min	98	60	65.42	0.5809	21.8789	15.63%
60	haapa-aho, juha	22	A	AVO	Min	78	40	67.16	0.5658	21.3102	15.22%
61	Tammisalo, Jenna	115	A	AVO	Min	77	50	48.93	0.5518	20.7829	14.84%
62	Mäkinen, Markus	52	A	AVO	Min	93	70	41.74	0.5510	20.7527	14.82%
63	Kuusela, Jari	102	A	AVO	Min	64	40	57.79	0.4153	15.6418	11.17%
64	Tuominen, Pekka	111	A	AVO	Min	74	100	70.28	0.0000	0.0000	0.00%
65	(DQ) Gustafsson, Mikko	MYNRES	A	AVO	Min						
66	(DQ) Tengström, Roope	MYNRES	A	AVO	Min						

Stage Results - TST

Place	Name	No.	Class	Div	PF	Points	Pen	Time	Hit Factor	Stage Pts	Stage %
1	Tuomisto, Aleksi	13	TST	TST	Min	118	0	37.45	3.1509	140.0000	100.00%
2	Palonen, Eetu	84	TST	TST	Min	124	0	40.45	3.0655	136.2055	97.29%
3	Rantanen, Jesse	93	TST	TST	Min	116	0	40.07	2.8949	128.6255	91.88%
4	Seppänen, Mikko	54	TST	TST	Min	115	10	39.43	2.6629	118.3173	84.51%
5	Leppänen, Juhani	48	TST	TST	Min	106	0	39.84	2.6606	118.2151	84.44%
6	Kuuskoski, Sakari	122	TST	TST	Min	95	10	32.74	2.5962	115.3537	82.40%
7	Hautajärvi, Erik	90	TST	TST	Min	97	10	34.32	2.5350	112.6345	80.45%
8	Rouvali, Jarkko	57	TST	TST	Min	100	0	45.86	2.1805	96.8834	69.20%
9	Suominen, Matias	28	TST	TST	Min	104	0	50.72	2.0505	91.1073	65.08%
10	Lampo, Antti	10	TST	TST	Min	106	20	42.47	2.0250	89.9743	64.27%
11	Lahti, Roni	64	TST	TST	Min	116	0	57.87	2.0045	89.0634	63.62%
12	Schwela, Tuomo	63	TST	TST	Min	116	20	51.14	1.8772	83.4073	59.58%
13	Virtanen, Tomi	82	TST	TST	Min	107	10	52.51	1.8473	82.0788	58.63%
14	Casagrande, Xavier	103	TST	TST	Min	106	0	59.03	1.7957	79.7861	56.99%
15	Polo, Oskari	29	TST	TST	Min	102	0	56.93	1.7917	79.6084	56.86%
16	Hietala, Mikko	36	TST	TST	Min	102	0	57.46	1.7751	78.8708	56.34%
17	Vehmas, Teemu	59	TST	TST	Min	104	0	65.56	1.5863	70.4821	50.34%
18	Wickström, Olli	106	TST	TST	Min	111	10	70.27	1.4373	63.8618	45.62%
19	Maijala, Mika	70	TST	TST	Min	102	0	72.26	1.4116	62.7199	44.80%
20	Salmi, Juuso	12	TST	TST	Min	91	30	46.53	1.3110	58.2500	41.61%
21	Korkeaniemi, Marko	11	TST	TST	Min	106	20	74.68	1.1516	51.1676	36.55%
22	Tuominen, Jukka-Pekka	120	TST	TST	Min	87	50	56.48	0.6551	29.1072	20.79%
23	Kumpulainen, Jarmo	119	TST	TST	Min	71	50	44.46	0.4723	20.9851	14.99%

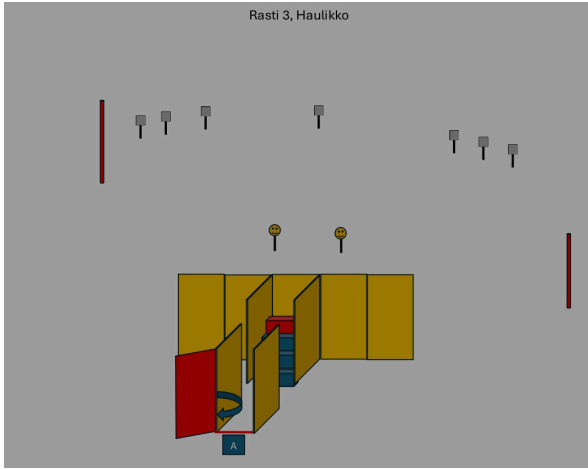
Stage Results - VAKIO

Place	Name	No.	Class	Div	PF	Points	Pen	Time	Hit Factor	Stage Pts	Stage %
1	Kuuskoski, Oskari	53	V	VAKIO	Min	132	0	47.08	2.8037	140.0000	100.00%
2	Lehto, Matias	76	V	VAKIO	Min	117	10	51.62	2.0728	103.5032	73.93%
3	Laho, Antti	37	V	VAKIO	Min	84	20	33.92	1.8868	94.2155	67.30%
4	Uusikartano, Juho	38	V	VAKIO	Min	109	10	54.32	1.8225	91.0047	65.00%
5	Ojala, Janne	116	V	VAKIO	Min	97	10	57.83	1.5044	75.1207	53.66%
6	Kuosmanen, Jari	34	V	VAKIO	Min	116	0	78.61	1.4756	73.6826	52.63%
7	Kurikka, Jari	75	V	VAKIO	Min	91	10	57.34	1.4126	70.5368	50.38%
8	Silvander, Marko	40	V	VAKIO	Min	73	10	49.10	1.2831	64.0703	45.76%

9	Nygrén, Asmo	89	V	VAKIO	Min	116	20	75.98	1.2635	63.0916	45.07%
10	Silvander, Heidi	1	V	VAKIO	Min	90	0	72.62	1.2393	61.8832	44.20%
11	Hulkko, Aleks	39	V	VAKIO	Min	119	10	94.37	1.1550	57.6738	41.20%
12	Nygrén, Petri	86	V	VAKIO	Min	89	10	87.23	0.9057	45.2252	32.30%
13	Kurikka, Erika	78	V	VAKIO	Min	67	30	58.96	0.6275	31.3336	22.38%
14	Halkio, Jarkko	60	V	VAKIO	Min	0	0	0.00	0.0000	0.0000	0.00%

Generated by PractiScore 2.3.7+309 Lenovo TB300FU at Apr 12, 2026 14:29

LoimaaSRA 2026 - Rasti 3, Haulikko - 2026-04-10



Stage Results - AVO

Place	Name	No.	Class	Div	PF	Points	Pen	Time	Hit Factor	Stage Pts	Stage %
1	Pajuharju, Tuukka	71	A	AVO	Min	45	0	11.03	4.0798	45.0000	100.00%
2	Virtanen, Tommi	6	A	AVO	Min	45	0	11.85	3.7975	41.8862	93.08%
3	Seppänen, Niko	92	A	AVO	Min	45	0	12.44	3.6174	39.8997	88.67%
4	Riitamaa, Markku	112	A	AVO	Min	45	0	12.67	3.5517	39.1751	87.06%
5	Salo, Jani	18	A	AVO	Min	45	0	13.12	3.4299	37.8316	84.07%
6	Ruohonen, Tony	99	A	AVO	Min	45	0	13.57	3.3161	36.5764	81.28%
7	Heikkinen, Sami	3	A	AVO	Min	45	0	13.97	3.2212	35.5297	78.95%
8	Kuisma, Eetu	49	A	AVO	Min	45	0	14.22	3.1646	34.9054	77.57%
9	Miettinen, Marcus	33	A	AVO	Min	45	0	14.74	3.0529	33.6733	74.83%
10	Uusitalo, Mikko	32	A	AVO	Min	45	0	14.76	3.0488	33.6281	74.73%
11	Pentinmäki, Jari	15	A	AVO	Min	45	0	14.86	3.0283	33.4020	74.23%
12	Mäkinen, Mikael	126	A	AVO	Min	45	0	15.28	2.9450	32.4832	72.18%
13	Salo, Kasper	117	A	AVO	Min	45	0	15.46	2.9107	32.1049	71.34%
14	Mäkilä, Lauri	21	A	AVO	Min	45	0	15.51	2.9014	32.0023	71.12%
15	Hagström, Henri	113	A	AVO	Min	45	0	15.55	2.8939	31.9196	70.93%
16	Tirri, Marko	104	A	AVO	Min	45	0	15.56	2.8920	31.8986	70.89%
17	Hongisto, Jussi	7	A	AVO	Min	45	0	15.94	2.8231	31.1387	69.20%
18	Tengström, Turkka	46	A	AVO	Min	45	0	16.31	2.7590	30.4316	67.63%
19	Skyttä, Aki	50	A	AVO	Min	45	0	16.35	2.7523	30.3577	67.46%
20	Sautila, Akseli	87	A	AVO	Min	45	0	16.47	2.7322	30.1360	66.97%
21	Rokka, Ilkka	72	A	AVO	Min	45	0	16.68	2.6978	29.7566	66.13%
22	Asikainen, Kari	124	A	AVO	Min	45	0	16.96	2.6533	29.2658	65.04%
23	Mikkonen, Timo	80	A	AVO	Min	45	0	16.96	2.6533	29.2658	65.04%
24	Vaahrovuo, Mikko	62	A	AVO	Min	45	0	17.28	2.6042	28.7242	63.83%
25	Luotonen, Jari	56	A	AVO	Min	45	0	17.35	2.5937	28.6084	63.57%
26	Lehtonen, Vellu	5	A	AVO	Min	45	0	17.46	2.5773	28.4275	63.17%
27	Nurminen, Henri	101	A	AVO	Min	45	0	17.62	2.5539	28.1694	62.60%
28	Roth, Daniel	114	A	AVO	Min	45	0	17.74	2.5366	27.9786	62.17%
29	Mäkinen, Markus	52	A	AVO	Min	45	0	18.34	2.4537	27.0642	60.14%
30	Olli, Joose	8	A	AVO	Min	45	0	18.90	2.3810	26.2623	58.36%
31	Kivijoki, Mika	74	A	AVO	Min	45	0	19.02	2.3659	26.0958	57.99%
32	Huttu, Tuomo	31	A	AVO	Min	45	0	19.08	2.3585	26.0141	57.81%
33	Sundman, Niclas	55	A	AVO	Min	45	0	19.19	2.3450	25.8652	57.48%
34	Lujan, Reino	25	A	AVO	Min	40	10	13.44	2.2321	24.6200	54.71%
35	Pihlajasaari, Roope	16	A	AVO	Min	45	0	20.65	2.1792	24.0365	53.41%
36	Oivukka, Mika	79	A	AVO	Min	45	0	20.78	2.1655	23.8854	53.08%
37	Syvänen, Markus	17	A	AVO	Min	45	0	20.94	2.1490	23.7034	52.67%
38	Kaisko, Jarno	98	A	AVO	Min	45	0	21.06	2.1368	23.5688	52.38%
39	Pitkänen, Eppu	23	A	AVO	Min	45	0	21.48	2.0950	23.1078	51.35%
40	Sjöblom, Jussi	45	A	AVO	Min	45	0	21.76	2.0680	22.8099	50.69%
41	Girs, Aleks	121	A	AVO	Min	40	10	14.72	2.0380	22.4790	49.95%
42	Appelsiin, Hannu	35	A	AVO	Min	45	0	22.42	2.0071	22.1382	49.20%

43	Kallio, Markku	30	A	AVO	Min	45	0	23.15	1.9438	21.4400	47.64%
44	Aaltonen, Esa	77	A	AVO	Min	45	0	23.32	1.9297	21.2845	47.30%
45	Riimuvuori, Jussi	65	A	AVO	Min	45	0	24.58	1.8308	20.1936	44.87%
46	Riimuvuori, Heini	67	A	AVO	Min	45	0	24.85	1.8109	19.9741	44.39%
47	Haanpää, Hannu	85	A	AVO	Min	45	0	25.01	1.7993	19.8462	44.10%
48	Suonpää, Teemu	19	A	AVO	Min	45	0	25.46	1.7675	19.4954	43.32%
49	Kuusela, Jari	102	A	AVO	Min	45	0	26.00	1.7308	19.0906	42.42%
50	Niemi, Mikko	14	A	AVO	Min	45	0	26.30	1.7110	18.8722	41.94%
51	Ojaniemi, Pasi	95	A	AVO	Min	45	0	26.70	1.6854	18.5899	41.31%
52	Suominen, Harri	83	A	AVO	Min	45	0	31.02	1.4507	16.0012	35.56%
53	Aaltonen, Jouni	26	A	AVO	Min	45	0	35.24	1.2770	14.0852	31.30%
54	Vuorela, Tero	88	A	AVO	Min	45	0	36.09	1.2469	13.7532	30.56%
55	Siviranta, Vilma	69	A	AVO	Min	45	0	39.92	1.1273	12.4341	27.63%
56	Lindroos, Conny	27	A	AVO	Min	45	0	40.53	1.1103	12.2466	27.21%
57	Siviranta, Janne	96	A	AVO	Min	45	0	42.02	1.0709	11.8120	26.25%
58	Isomäki, Saimi	4	A	AVO	Min	45	0	44.29	1.0160	11.2064	24.90%
59	Tammisalo, Jenna	115	A	AVO	Min	45	0	44.41	1.0133	11.1767	24.84%
60	Hietala, Teemu	125	A	AVO	Min	45	0	44.65	1.0078	11.1160	24.70%
61	Leino, Kai	58	A	AVO	Min	40	10	31.10	0.9646	10.6395	23.64%
62	Luoma, Vesa-Matti	109	A	AVO	Min	45	0	59.95	0.7506	8.2791	18.40%
63	haapa-aho, juha	22	A	AVO	Min	35	20	27.10	0.5535	6.1051	13.57%
64	Tuominen, Pekka	111	A	AVO	Min	45	0	83.02	0.5420	5.9782	13.28%
65	(DQ) Gustafsson, Mikko	MYNRES	A	AVO	Min						
66	(DQ) Tengström, Roope	MYNRES	A	AVO	Min						

Stage Results - TST

Place	Name	No.	Class	Div	PF	Points	Pen	Time	Hit Factor	Stage Pts	Stage %
1	Kuuskoski, Sakari	122	TST	TST	Min	45	0	12.16	3.7007	45.0000	100.00%
2	Rantanen, Jesse	93	TST	TST	Min	45	0	12.53	3.5914	43.6709	97.05%
3	Hautajärvi, Erik	90	TST	TST	Min	45	0	13.57	3.3161	40.3233	89.61%
4	Hietala, Mikko	36	TST	TST	Min	45	0	14.85	3.0303	36.8480	81.88%
5	Rouvali, Jarkko	57	TST	TST	Min	45	0	14.91	3.0181	36.6997	81.55%
6	Seppänen, Mikko	54	TST	TST	Min	45	0	15.06	2.9880	36.3337	80.74%
7	Lahti, Roni	64	TST	TST	Min	45	0	15.61	2.8828	35.0544	77.90%
8	Suominen, Matias	28	TST	TST	Min	45	0	15.89	2.8320	34.4367	76.53%
9	Salmi, Juuso	12	TST	TST	Min	45	0	16.27	2.7658	33.6317	74.74%
10	Leppänen, Juhani	48	TST	TST	Min	45	0	16.39	2.7456	33.3861	74.19%
11	Tuomisto, Aleksi	13	TST	TST	Min	45	0	17.43	2.5818	31.3943	69.77%
12	Lampo, Antti	10	TST	TST	Min	45	0	18.02	2.4972	30.3656	67.48%
13	Palonen, Eetu	84	TST	TST	Min	45	0	20.03	2.2466	27.3183	60.71%
14	Polo, Oskari	29	TST	TST	Min	45	0	20.34	2.2124	26.9025	59.78%
15	Schwela, Tuomo	63	TST	TST	Min	45	0	20.36	2.2102	26.8757	59.72%
16	Virtanen, Tomi	82	TST	TST	Min	45	0	20.89	2.1541	26.1936	58.21%
17	Majjala, Mika	70	TST	TST	Min	45	0	21.61	2.0824	25.3217	56.27%
18	Korkeaniemi, Marko	11	TST	TST	Min	45	0	22.35	2.0134	24.4827	54.41%
19	Casagrande, Xavier	103	TST	TST	Min	45	0	23.14	1.9447	23.6473	52.55%
20	Tuominen, Jukka-Pekka	120	TST	TST	Min	45	0	24.09	1.8680	22.7146	50.48%
21	Vehmas, Teemu	59	TST	TST	Min	45	0	34.25	1.3139	15.9768	35.50%
22	Kumpulainen, Jarmo	119	TST	TST	Min	45	0	36.75	1.2245	14.8898	33.09%
23	Wickström, Olli	106	TST	TST	Min	45	0	39.09	1.1512	13.9984	31.11%

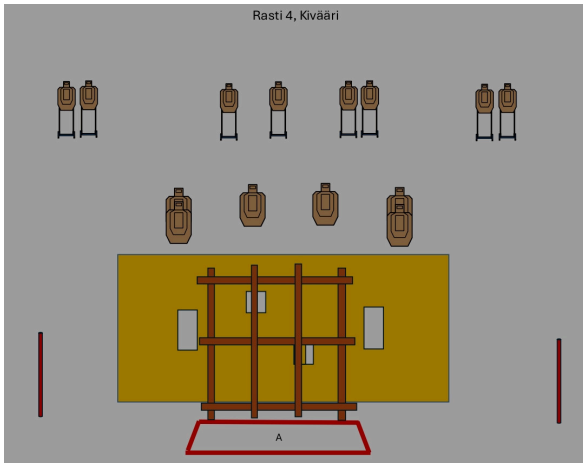
Stage Results - VAKIO

Place	Name	No.	Class	Div	PF	Points	Pen	Time	Hit Factor	Stage Pts	Stage %
1	Laho, Antti	37	V	VAKIO	Min	45	0	15.89	2.8320	45.0000	100.00%
2	Kuuskoski, Oskari	53	V	VAKIO	Min	45	0	16.02	2.8090	44.6345	99.19%
3	Uusikartano, Juho	38	V	VAKIO	Min	45	0	19.93	2.2579	35.8776	79.73%
4	Silvander, Marko	40	V	VAKIO	Min	45	0	21.32	2.1107	33.5387	74.53%
5	Lehto, Matias	76	V	VAKIO	Min	45	0	21.63	2.0804	33.0572	73.46%
6	Hulkko, Aleksi	39	V	VAKIO	Min	40	10	14.82	2.0243	32.1658	71.48%
7	Kurikka, Jari	75	V	VAKIO	Min	45	0	26.36	1.7071	27.1255	60.28%

8	Ojala, Janne	116	V	VAKIO	Min	45	0	37.58	1.1974	19.0265	42.28%
9	Nygrén, Asmo	89	V	VAKIO	Min	40	10	29.58	1.0142	16.1155	35.81%
10	Nygrén, Petri	86	V	VAKIO	Min	45	0	51.03	0.8818	14.0117	31.14%
11	Kuosmanen, Jari	34	V	VAKIO	Min	45	30	23.86	0.6287	9.9899	22.20%
12	Kurikka, Erika	78	V	VAKIO	Min	35	20	49.54	0.3028	4.8114	10.69%
13	Halkio, Jarkko	60	V	VAKIO	Min	0	0	0.00	0.0000	0.0000	0.00%
14	Silvander, Heidi	1	V	VAKIO	Min	25	40	78.29	0.0000	0.0000	0.00%

Generated by PractiScore 2.3.7+309 Lenovo TB300FU at Apr 12, 2026 14:29

LoimaaSRA 2026 - Rasti 4, Kivääri - 2026-04-10



Stage Results - AVO

Place	Name	No.	Class	Div	PF	Points	Pen	Time	Hit Factor	Stage Pts	Stage %
1	Seppänen, Niko	92	A	AVO	Min	124	0	24.87	4.9859	140.0000	100.00%
2	Girs, Aleksi	121	A	AVO	Min	120	0	25.35	4.7337	132.9184	94.94%
3	Pitkänen, Eppu	23	A	AVO	Min	120	0	27.44	4.3732	122.7959	87.71%
4	Salo, Jani	18	A	AVO	Min	136	0	31.11	4.3716	122.7510	87.68%
5	Pajuharju, Tuukka	71	A	AVO	Min	128	0	29.60	4.3243	121.4228	86.73%
6	Olli, Joose	8	A	AVO	Min	136	0	32.04	4.2447	119.1877	85.13%
7	Miettinen, Marcus	33	A	AVO	Min	120	0	28.93	4.1479	116.4696	83.19%
8	Kuisma, Eetu	49	A	AVO	Min	118	0	28.95	4.0760	114.4508	81.75%
9	Lujan, Reino	25	A	AVO	Min	134	0	32.91	4.0717	114.3300	81.66%
10	Tengström, Turkka	46	A	AVO	Min	104	0	25.57	4.0673	114.2065	81.58%
11	Huttu, Tuomo	31	A	AVO	Min	120	0	30.54	3.9293	110.3315	78.81%
12	Roth, Daniel	114	A	AVO	Min	98	0	25.64	3.8222	107.3243	76.66%
13	Pentimäki, Jari	15	A	AVO	Min	138	0	36.31	3.8006	106.7177	76.23%
14	Uusitalo, Mikko	32	A	AVO	Min	124	0	33.09	3.7474	105.2239	75.16%
15	Asikainen, Kari	124	A	AVO	Min	116	0	31.07	3.7335	104.8336	74.88%
16	Hagström, Henri	113	A	AVO	Min	113	10	27.83	3.7010	103.9211	74.23%
17	Virtanen, Tommi	6	A	AVO	Min	104	0	28.21	3.6866	103.5167	73.94%
18	Tirri, Marko	104	A	AVO	Min	120	0	33.06	3.6298	101.9218	72.80%
19	Salo, Kasper	117	A	AVO	Min	118	0	32.69	3.6097	101.3574	72.40%
20	Skyttä, Aki	50	A	AVO	Min	128	0	35.50	3.6056	101.2423	72.32%
21	Riimuvuori, Jussi	65	A	AVO	Min	110	0	30.95	3.5541	99.7962	71.28%
22	Leino, Kai	58	A	AVO	Min	126	0	35.49	3.5503	99.6895	71.21%
23	Hongisto, Jussi	7	A	AVO	Min	126	0	35.98	3.5019	98.3305	70.24%
24	Heikkinen, Sami	3	A	AVO	Min	118	0	34.40	3.4302	96.3172	68.80%
25	Riimuvuori, Heini	67	A	AVO	Min	126	0	37.62	3.3493	94.0456	67.18%
26	Suominen, Harri	83	A	AVO	Min	118	0	35.32	3.3409	93.8097	67.01%
27	Mäkilä, Lauri	21	A	AVO	Min	112	0	34.99	3.2009	89.8787	64.20%
28	Riitamaa, Markku	112	A	AVO	Min	120	0	37.65	3.1873	89.4968	63.93%
29	Luotonen, Jari	56	A	AVO	Min	120	0	37.89	3.1671	88.9296	63.52%
30	Vaahrovuo, Mikko	62	A	AVO	Min	122	0	38.71	3.1516	88.4944	63.21%
31	Mikkonen, Timo	80	A	AVO	Min	116	0	36.88	3.1453	88.3175	63.08%
32	Ruohonen, Tony	99	A	AVO	Min	110	0	35.22	3.1232	87.6969	62.64%
33	Sautila, Akseli	87	A	AVO	Min	110	0	36.59	3.0063	84.4144	60.30%
34	Kivijoki, Mika	74	A	AVO	Min	116	0	40.53	2.8621	80.3654	57.40%
35	Rokka, Ilkka	72	A	AVO	Min	116	0	41.98	2.7632	77.5884	55.42%
36	Syvänen, Markus	17	A	AVO	Min	112	0	40.68	2.7532	77.3076	55.22%
37	Mäkinen, Mikael	126	A	AVO	Min	106	0	39.10	2.7110	76.1227	54.37%
38	Aaltonen, Esa	77	A	AVO	Min	105	10	36.42	2.6085	73.2445	52.32%
39	Nurminen, Henri	101	A	AVO	Min	120	0	46.03	2.6070	73.2024	52.29%
40	Kaisko, Jarno	98	A	AVO	Min	126	0	51.99	2.4235	68.0499	48.61%
41	Appelsiin, Hannu	35	A	AVO	Min	89	10	35.18	2.2456	63.0546	45.04%
42	Ojaniemi, Pasi	95	A	AVO	Min	106	0	47.38	2.2372	62.8187	44.87%

43	Niemi, Mikko	14	A	AVO	Min	101	10	40.74	2.2337	62.7205	44.80%
44	Siviranta, Janne	96	A	AVO	Min	126	0	59.78	2.1077	59.1825	42.27%
45	Lehtonen, Vellu	5	A	AVO	Min	102	0	48.95	2.0838	58.5114	41.79%
46	Lindroos, Conny	27	A	AVO	Min	118	0	57.04	2.0687	58.0874	41.49%
47	Hietala, Teemu	125	A	AVO	Min	106	20	43.49	1.9775	55.5266	39.66%
48	Mäkinen, Markus	52	A	AVO	Min	101	10	46.21	1.9693	55.2963	39.50%
49	Suonpää, Teemu	19	A	AVO	Min	120	0	63.21	1.8984	53.3055	38.08%
50	Kuusela, Jari	102	A	AVO	Min	114	20	50.03	1.8789	52.7580	37.68%
51	Sundman, Niclas	55	A	AVO	Min	104	20	45.00	1.8667	52.4154	37.44%
52	Luoma, Vesa-Matti	109	A	AVO	Min	112	0	60.74	1.8439	51.7752	36.98%
53	Vuorela, Tero	88	A	AVO	Min	116	0	64.04	1.8114	50.8626	36.33%
54	Aaltonen, Jouni	26	A	AVO	Min	106	0	58.94	1.7984	50.4976	36.07%
55	Pihlajasaari, Roope	16	A	AVO	Min	98	40	34.08	1.7019	47.7880	34.13%
56	Sjöblom, Jussi	45	A	AVO	Min	124	0	84.69	1.4642	41.1135	29.37%
57	Tuominen, Pekka	111	A	AVO	Min	115	10	73.45	1.4295	40.1392	28.67%
58	Oivukka, Mika	79	A	AVO	Min	101	10	70.32	1.2941	36.3373	25.96%
59	Tammisalo, Jenna	115	A	AVO	Min	79	30	48.37	1.0130	28.4442	20.32%
60	Haanpää, Hannu	85	A	AVO	Min	105	50	82.96	0.6630	18.6165	13.30%
61	Kallio, Markku	30	A	AVO	Min	78	40	60.75	0.6255	17.5635	12.55%
62	Isomäki, Saimi	4	A	AVO	Min	73	50	58.65	0.3922	11.0127	7.87%
63	haapa-aho, juha	22	A	AVO	Min	71	50	57.12	0.3676	10.3219	7.37%
64	Siviranta, Vilma	69	A	AVO	Min	83	90	88.78	0.0000	0.0000	0.00%
65	(DQ) Gustafsson, Mikko	MYNRES	A	AVO	Min						
66	(DQ) Tengström, Roope	MYNRES	A	AVO	Min						

Stage Results - TST

Place	Name	No.	Class	Div	PF	Points	Pen	Time	Hit Factor	Stage Pts	Stage %
1	Hautajärvi, Erik	90	TST	TST	Min	114	0	24.66	4.6229	140.0000	100.00%
2	Palonen, Eetu	84	TST	TST	Min	120	0	28.16	4.2614	129.0523	92.18%
3	Rantanen, Jesse	93	TST	TST	Min	114	0	27.57	4.1349	125.2214	89.44%
4	Kuuskoski, Sakari	122	TST	TST	Min	104	0	25.46	4.0848	123.7042	88.36%
5	Lampo, Antti	10	TST	TST	Min	114	0	28.94	3.9392	119.2948	85.21%
6	Rouvali, Jarkko	57	TST	TST	Min	114	0	29.23	3.9001	118.1107	84.36%
7	Leppänen, Juhani	48	TST	TST	Min	113	10	27.21	3.7854	114.6371	81.88%
8	Hietala, Mikko	36	TST	TST	Min	118	0	35.01	3.3705	102.0723	72.91%
9	Schwela, Tuomo	63	TST	TST	Min	116	0	34.63	3.3497	101.4424	72.46%
10	Lahti, Roni	64	TST	TST	Min	124	0	39.08	3.1730	96.0912	68.64%
11	Virtanen, Tomi	82	TST	TST	Min	126	0	40.37	3.1211	94.5195	67.51%
12	Casagrande, Xavier	103	TST	TST	Min	113	10	40.86	2.5208	76.3400	54.53%
13	Vehmas, Teemu	59	TST	TST	Min	112	0	47.90	2.3382	70.8101	50.58%
14	Korkeaniemi, Marko	11	TST	TST	Min	112	0	51.45	2.1769	65.9253	47.09%
15	Tuomisto, Aleksi	13	TST	TST	Min	120	0	57.11	2.1012	63.6328	45.45%
16	Seppänen, Mikko	54	TST	TST	Min	90	40	25.00	2.0000	60.5680	43.26%
17	Maijala, Mika	70	TST	TST	Min	106	0	56.34	1.8814	56.9764	40.70%
18	Salmi, Juuso	12	TST	TST	Min	98	40	34.67	1.6729	50.6621	36.19%
19	Kumpulainen, Jarmo	119	TST	TST	Min	84	40	28.31	1.5542	47.0674	33.62%
20	Polo, Oskari	29	TST	TST	Min	90	40	40.45	1.2361	37.4341	26.74%
21	Wickström, Olli	106	TST	TST	Min	84	40	36.26	1.2135	36.7497	26.25%
22	Tuominen, Jukka-Pekka	120	TST	TST	Min	87	30	49.60	1.1492	34.8024	24.86%
23	Suominen, Matias	28	TST	TST	Min	80	60	28.25	0.7080	21.4411	15.32%

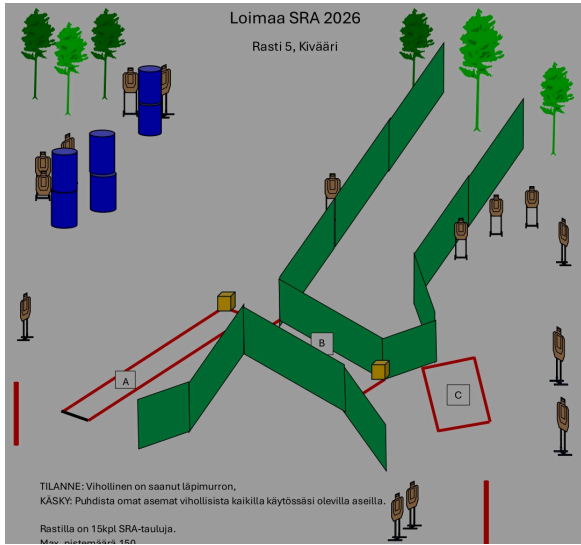
Stage Results - VAKIO

Place	Name	No.	Class	Div	PF	Points	Pen	Time	Hit Factor	Stage Pts	Stage %
1	Kuuskoski, Oskari	53	V	VAKIO	Min	136	0	35.66	3.8138	140.0000	100.00%
2	Laho, Antti	37	V	VAKIO	Min	107	10	29.56	3.2815	120.4599	86.04%
3	Uusikartano, Juho	38	V	VAKIO	Min	114	0	38.79	2.9389	107.8835	77.06%
4	Lehto, Matias	76	V	VAKIO	Min	132	0	45.52	2.8998	106.4482	76.03%
5	Silvander, Marko	40	V	VAKIO	Min	102	0	38.83	2.6268	96.4267	68.88%
6	Silvander, Heidi	1	V	VAKIO	Min	118	0	53.44	2.2081	81.0567	57.90%
7	Nygrén, Asmo	89	V	VAKIO	Min	120	0	60.50	1.9835	72.8119	52.01%
8	Kuosmanen, Jari	34	V	VAKIO	Min	122	20	55.29	1.8448	67.7204	48.37%

9	Ojala, Janne	116	V	VAKIO	Min	102	20	51.32	1.5978	58.6533	41.90%
10	Nygrén, Petri	86	V	VAKIO	Min	98	0	67.45	1.4529	53.3342	38.10%
11	Kurikka, Erika	78	V	VAKIO	Min	80	20	47.40	1.2658	46.4660	33.19%
12	Hulkko, Aleks	39	V	VAKIO	Min	76	20	54.90	1.0200	37.4430	26.74%
13	Kurikka, Jari	75	V	VAKIO	Min	82	40	54.71	0.7677	28.1813	20.13%
14	Halkio, Jarkko	60	V	VAKIO	Min	38	200	82.69	0.0000	0.0000	0.00%

Generated by PractiScore 2.3.7+309 Lenovo TB300FU at Apr 12, 2026 14:30

LoimaaSRA 2026 - Rasti 5, Kivääri - 2026-04-10



Stage Results - AVO

Place	Name	No.	Class	Div	PF	Points	Pen	Time	Hit Factor	Stage Pts	Stage %
1	Seppänen, Niko	92	A	AVO	Min	138	0	31.19	4.4245	150.0000	100.00%
2	Pajuharju, Tuukka	71	A	AVO	Min	138	0	32.37	4.2632	144.5316	96.35%
3	Ruohonen, Tony	99	A	AVO	Min	140	0	33.62	4.1642	141.1753	94.12%
4	Girs, Aleksi	121	A	AVO	Min	132	0	32.82	3.9915	135.3204	90.21%
5	Olli, Joose	8	A	AVO	Min	138	0	34.89	3.9553	134.0931	89.40%
6	Salo, Jani	18	A	AVO	Min	130	0	32.99	3.9406	133.5948	89.06%
7	Uusitalo, Mikko	32	A	AVO	Min	138	0	35.85	3.8494	130.5029	87.00%
8	Hagström, Henri	113	A	AVO	Min	134	0	34.98	3.8308	129.8723	86.58%
9	Pentinmäki, Jari	15	A	AVO	Min	140	0	38.44	3.6420	123.4716	82.31%
10	Skyttä, Aki	50	A	AVO	Min	132	0	37.09	3.5589	120.6543	80.44%
11	Kuisma, Eetu	49	A	AVO	Min	118	0	34.33	3.4372	116.5284	77.69%
12	Asikainen, Kari	124	A	AVO	Min	116	0	34.34	3.3780	114.5214	76.35%
13	Mäkinen, Markus	52	A	AVO	Min	138	0	41.61	3.3165	112.4364	74.96%
14	Suominen, Harri	83	A	AVO	Min	142	0	43.84	3.2391	109.8124	73.21%
15	Sundman, Niclas	55	A	AVO	Min	122	0	38.66	3.1557	106.9850	71.32%
16	Huttu, Tuomo	31	A	AVO	Min	126	0	40.16	3.1375	106.3680	70.91%
17	Riitamaa, Markku	112	A	AVO	Min	126	0	40.68	3.0973	105.0051	70.00%
18	Lujan, Reino	25	A	AVO	Min	130	0	42.42	3.0646	103.8965	69.26%
19	Hongisto, Jussi	7	A	AVO	Min	132	0	44.92	2.9386	99.6248	66.42%
20	Mäkinen, Mikael	126	A	AVO	Min	136	0	46.52	2.9235	99.1129	66.08%
21	Rokka, Ilkka	72	A	AVO	Min	126	0	44.66	2.8213	95.6481	63.77%
22	Ojaniemi, Pasi	95	A	AVO	Min	122	0	43.84	2.7828	94.3429	62.90%
23	Sautila, Akseli	87	A	AVO	Min	122	0	43.89	2.7797	94.2378	62.83%
24	Hietala, Teemu	125	A	AVO	Min	138	0	50.37	2.7397	92.8817	61.92%
25	Pitkänen, Eppu	23	A	AVO	Min	108	20	32.57	2.7019	91.6002	61.07%
26	Riimuvuori, Jussi	65	A	AVO	Min	115	10	38.98	2.6680	90.4509	60.30%
27	Mäkilä, Lauri	21	A	AVO	Min	120	0	45.11	2.6602	90.1865	60.12%
28	Vahtovuo, Mikko	62	A	AVO	Min	124	0	46.96	2.6405	89.5186	59.68%
29	Niemi, Mikko	14	A	AVO	Min	132	0	50.42	2.6180	88.7558	59.17%
30	Roth, Daniel	114	A	AVO	Min	104	0	40.10	2.5935	87.9252	58.62%
31	Nurminen, Henri	101	A	AVO	Min	116	0	45.01	2.5772	87.3726	58.25%
32	Riimuvuori, Heini	67	A	AVO	Min	120	0	46.48	2.5602	86.7962	57.86%
33	Pihlajasaari, Roope	16	A	AVO	Min	112	0	43.86	2.5536	86.5725	57.71%
34	Luotonen, Jari	56	A	AVO	Min	112	0	44.17	2.5357	85.9656	57.31%
35	Tengström, Turkka	46	A	AVO	Min	112	20	36.43	2.5254	85.6165	57.08%
36	Miettinen, Marcus	33	A	AVO	Min	105	10	38.26	2.4830	84.1790	56.12%
37	Kaisko, Jarno	98	A	AVO	Min	130	0	52.53	2.4748	83.9010	55.93%
38	Syvänen, Markus	17	A	AVO	Min	128	0	51.88	2.4672	83.6433	55.76%
39	Mikkonen, Timo	80	A	AVO	Min	132	0	54.33	2.4296	82.3686	54.91%
40	Virtanen, Tommi	6	A	AVO	Min	110	20	38.50	2.3377	79.2530	52.84%

41	Leino, Kai	58	A	AVO	Min	111	10	43.29	2.3331	79.0971	52.73%
42	Appelsiin, Hannu	35	A	AVO	Min	102	0	43.75	2.3314	79.0394	52.69%
43	Aaltonen, Esa	77	A	AVO	Min	101	10	39.32	2.3143	78.4597	52.31%
44	Heikkinen, Sami	3	A	AVO	Min	97	10	38.85	2.2394	75.9204	50.61%
45	Lindroos, Conny	27	A	AVO	Min	120	0	55.60	2.1583	73.1710	48.78%
46	Vuorela, Tero	88	A	AVO	Min	110	0	53.09	2.0531	69.6045	46.40%
47	Kuusela, Jari	102	A	AVO	Min	115	10	51.91	2.0227	68.5739	45.72%
48	Aaltonen, Jouni	26	A	AVO	Min	114	0	56.99	2.0004	67.8178	45.21%
49	Sjöblom, Jussi	45	A	AVO	Min	116	0	60.25	1.9253	65.2718	43.51%
50	Tirri, Marko	104	A	AVO	Min	92	0	48.23	1.9075	64.6683	43.11%
51	Siviranta, Janne	96	A	AVO	Min	136	0	72.05	1.8876	63.9937	42.66%
52	Kivijoki, Mika	74	A	AVO	Min	124	0	68.82	1.7873	60.5933	40.40%
53	Kallio, Markku	30	A	AVO	Min	118	0	69.35	1.7015	57.6845	38.46%
54	Salo, Kasper	117	A	AVO	Min	100	40	35.58	1.6863	57.1692	38.11%
55	Lehtonen, Vellu	5	A	AVO	Min	103	10	55.54	1.6745	56.7691	37.85%
56	Tuominen, Pekka	111	A	AVO	Min	133	10	73.78	1.6671	56.5183	37.68%
57	Haanpää, Hannu	85	A	AVO	Min	110	0	72.30	1.5214	51.5787	34.39%
58	Suonpää, Teemu	19	A	AVO	Min	115	10	69.11	1.5193	51.5075	34.34%
59	Luoma, Vesa-Matti	109	A	AVO	Min	113	10	68.33	1.5074	51.1041	34.07%
60	haapa-aho, juha	22	A	AVO	Min	108	0	74.76	1.4446	48.9750	32.65%
61	Tammisalo, Jenna	115	A	AVO	Min	107	30	62.40	1.2340	41.8352	27.89%
62	Oivukka, Mika	79	A	AVO	Min	115	30	73.82	1.1514	39.0349	26.02%
63	Isomäki, Saimi	4	A	AVO	Min	78	20	52.15	1.1122	37.7060	25.14%
64	Siviranta, Vilma	69	A	AVO	Min	104	40	58.95	1.0687	36.2312	24.15%
65	(DQ) Gustafsson, Mikko	MYNRES	A	AVO	Min						
66	(DQ) Tengström, Roope	MYNRES	A	AVO	Min						

Stage Results - TST

Place	Name	No.	Class	Div	PF	Points	Pen	Time	Hit Factor	Stage Pts	Stage %
1	Seppänen, Mikko	54	TST	TST	Min	138	0	34.46	4.0046	150.0000	100.00%
2	Leppänen, Juhani	48	TST	TST	Min	138	0	35.65	3.8710	144.9958	96.66%
3	Lampo, Antti	10	TST	TST	Min	136	0	35.28	3.8549	144.3927	96.26%
4	Kuuskoski, Sakari	122	TST	TST	Min	126	0	35.03	3.5969	134.7288	89.82%
5	Rantanen, Jesse	93	TST	TST	Min	136	0	38.06	3.5733	133.8448	89.23%
6	Hautajärvi, Erik	90	TST	TST	Min	120	0	36.74	3.2662	122.3418	81.56%
7	Schwela, Tuomo	63	TST	TST	Min	136	0	42.24	3.2197	120.6001	80.40%
8	Casagrande, Xavier	103	TST	TST	Min	130	0	41.32	3.1462	117.8470	78.56%
9	Palonen, Eetu	84	TST	TST	Min	122	0	40.59	3.0057	112.5843	75.06%
10	Lahti, Roni	64	TST	TST	Min	130	0	44.97	2.8908	108.2805	72.19%
11	Hietala, Mikko	36	TST	TST	Min	128	10	41.45	2.8468	106.6324	71.09%
12	Rouvali, Jarkko	57	TST	TST	Min	112	0	39.68	2.8226	105.7259	70.48%
13	Salmi, Juuso	12	TST	TST	Min	108	0	39.25	2.7516	103.0665	68.71%
14	Virtanen, Tomi	82	TST	TST	Min	132	0	54.16	2.4372	91.2900	60.86%
15	Tuominen, Jukka-Pekka	120	TST	TST	Min	117	10	44.28	2.4164	90.5109	60.34%
16	Majjala, Mika	70	TST	TST	Min	126	0	62.26	1.9916	74.5992	49.73%
17	Polo, Oskari	29	TST	TST	Min	115	10	55.18	1.9029	71.2768	47.52%
18	Vehmas, Teemu	59	TST	TST	Min	105	10	52.54	1.7891	67.0142	44.68%
19	Tuomisto, Aleks	13	TST	TST	Min	120	0	67.43	1.7796	66.6583	44.44%
20	Suominen, Matias	28	TST	TST	Min	113	30	50.57	1.6413	61.4781	40.99%
21	Wickström, Olli	106	TST	TST	Min	112	0	73.86	1.5164	56.7997	37.87%
22	Korkeaniemi, Marko	11	TST	TST	Min	109	10	80.89	1.2239	45.8435	30.56%
23	Kumpulainen, Jarmo	119	TST	TST	Min	86	20	103.44	0.6187	23.1746	15.45%

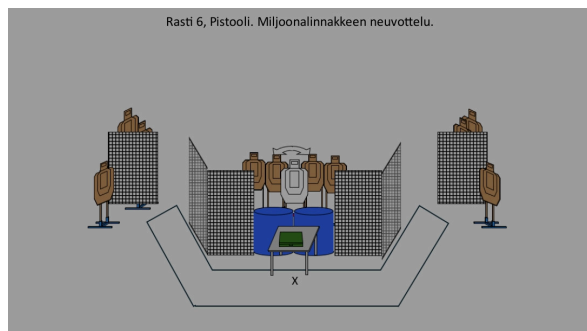
Stage Results - VAKIO

Place	Name	No.	Class	Div	PF	Points	Pen	Time	Hit Factor	Stage Pts	Stage %
1	Kuuskoski, Oskari	53	V	VAKIO	Min	134	0	35.55	3.7693	150.0000	100.00%
2	Lehto, Matias	76	V	VAKIO	Min	128	0	48.39	2.6452	105.2662	70.18%
3	Uusikartano, Juho	38	V	VAKIO	Min	125	10	47.14	2.4395	97.0804	64.72%
4	Ojala, Janne	116	V	VAKIO	Min	122	0	57.65	2.1162	84.2146	56.14%
5	Kuosmanen, Jari	34	V	VAKIO	Min	140	0	69.24	2.0220	80.4659	53.64%
6	Silvander, Marko	40	V	VAKIO	Min	102	0	52.42	1.9458	77.4335	51.62%

7	Nygrén, Asmo	89	V	VAKIO	Min	114	0	59.62	1.9121	76.0924	50.73%
8	Hulkko, Aleksi	39	V	VAKIO	Min	132	0	71.33	1.8506	73.6450	49.10%
9	Laho, Antti	37	V	VAKIO	Min	88	0	48.35	1.8201	72.4312	48.29%
10	Kurikka, Jari	75	V	VAKIO	Min	118	0	68.56	1.7211	68.4915	45.66%
11	Silvander, Heidi	1	V	VAKIO	Min	130	10	71.91	1.6688	66.4102	44.27%
12	Nygrén, Petri	86	V	VAKIO	Min	104	0	77.01	1.3505	53.7434	35.83%
13	Kurikka, Erika	78	V	VAKIO	Min	95	10	68.59	1.2247	48.7372	32.49%
14	Halkio, Jarkko	60	V	VAKIO	Min	5	290	1.54	0.0000	0.0000	0.00%

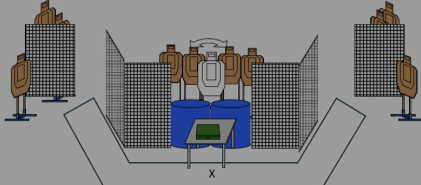
Generated by PractiScore 2.3.7+309 Lenovo TB300FU at Apr 12, 2026 14:30

LoimaaSRA 2026 - Rasti 6, Pistooli - 2026-04-10



Stage Results - AVO

Place	Name	No.	Class	Div	PF	Points	Pen	Time	Hit Factor	Stage Pts	Stage %
1	Ruohonen, Tony	99	A	AVO	Min	94	0	13.65	6.8864	100.0000	100.00%
2	Pajuharju, Tuukka	71	A	AVO	Min	98	0	15.73	6.2301	90.4696	90.47%
3	Asikainen, Kari	124	A	AVO	Min	92	0	14.85	6.1953	89.9643	89.96%
4	Salo, Jani	18	A	AVO	Min	94	0	15.54	6.0489	87.8383	87.84%
5	Pentinmäki, Jari	15	A	AVO	Min	86	0	14.64	5.8743	85.3029	85.30%
6	Sundman, Niclas	55	A	AVO	Min	94	0	16.19	5.8061	84.3126	84.31%
7	Seppänen, Niko	92	A	AVO	Min	90	0	15.74	5.7179	83.0318	83.03%
8	Kuisma, Eetu	49	A	AVO	Min	90	0	16.03	5.6145	81.5303	81.53%
9	Girs, Aleksi	121	A	AVO	Min	94	0	16.75	5.6119	81.4925	81.49%
10	Skyttä, Aki	50	A	AVO	Min	90	0	16.20	5.5556	80.6750	80.67%
11	Aaltonen, Esa	77	A	AVO	Min	88	0	16.51	5.3301	77.4004	77.40%
12	Riimuvuori, Jussi	65	A	AVO	Min	90	10	15.80	5.0633	73.5261	73.53%
13	Tirri, Marko	104	A	AVO	Min	84	0	16.87	4.9793	72.3063	72.31%
14	Pitkänen, Eppu	23	A	AVO	Min	94	0	19.25	4.8831	70.9093	70.91%
15	Hagström, Henri	113	A	AVO	Min	94	10	17.39	4.8304	70.1441	70.14%
16	Uusitalo, Mikko	32	A	AVO	Min	94	0	19.50	4.8205	70.0003	70.00%
17	Leino, Kai	58	A	AVO	Min	98	0	20.48	4.7852	69.4877	69.49%
18	Niemi, Mikko	14	A	AVO	Min	98	0	20.76	4.7206	68.5496	68.55%
19	Olli, Joose	8	A	AVO	Min	88	0	18.70	4.7059	68.3361	68.34%
20	Roth, Daniel	114	A	AVO	Min	94	0	20.07	4.6836	68.0123	68.01%
21	Mäkinen, Markus	52	A	AVO	Min	94	0	20.13	4.6696	67.8090	67.81%
22	Mäkinen, Mikael	126	A	AVO	Min	96	0	20.60	4.6602	67.6725	67.67%
23	Lujan, Reino	25	A	AVO	Min	88	0	19.32	4.5549	66.1434	66.14%
24	Appelsiin, Hannu	35	A	AVO	Min	94	0	20.76	4.5279	65.7513	65.75%
25	Suominen, Harri	83	A	AVO	Min	94	10	18.82	4.4633	64.8133	64.81%
26	Heikkinen, Sami	3	A	AVO	Min	90	0	20.24	4.4466	64.5707	64.57%
27	Vuorela, Tero	88	A	AVO	Min	78	0	18.07	4.3165	62.6815	62.68%
28	Vaahrovuo, Mikko	62	A	AVO	Min	90	0	21.00	4.2857	62.2343	62.23%
29	Hongisto, Jussi	7	A	AVO	Min	98	0	23.14	4.2351	61.4995	61.50%
30	Tengström, Turkka	46	A	AVO	Min	92	0	21.97	4.1875	60.8083	60.81%
31	Mäkilä, Lauri	21	A	AVO	Min	78	0	19.04	4.0966	59.4883	59.49%
32	Ojaniemi, Pasi	95	A	AVO	Min	92	0	22.71	4.0511	58.8275	58.83%
33	Kivijoki, Mika	74	A	AVO	Min	96	0	23.72	4.0472	58.7709	58.77%
34	Riitamaa, Markku	112	A	AVO	Min	86	0	21.53	3.9944	58.0042	58.00%
35	Huttu, Tuomo	31	A	AVO	Min	88	0	22.06	3.9891	57.9272	57.93%
36	Miettinen, Marcus	33	A	AVO	Min	78	0	19.72	3.9554	57.4378	57.44%
37	Pihlajasaari, Roope	16	A	AVO	Min	92	0	24.06	3.8238	55.5268	55.53%
38	Riimuvuori, Heini	67	A	AVO	Min	86	0	22.81	3.7703	54.7499	54.75%
39	Mikkonen, Timo	80	A	AVO	Min	96	0	25.51	3.7632	54.6468	54.65%
40	Kallio, Markku	30	A	AVO	Min	78	0	20.78	3.7536	54.5074	54.51%
41	Virtanen, Tommi	6	A	AVO	Min	85	10	20.68	3.6267	52.6647	52.66%
42	Salo, Kasper	117	A	AVO	Min	86	0	23.77	3.6180	52.5383	52.54%
43	Nurminen, Henri	101	A	AVO	Min	96	0	26.56	3.6145	52.4875	52.49%
44	Luoma, Vesa-Matti	109	A	AVO	Min	88	0	25.21	3.4907	50.6898	50.69%
45	Kuusela, Jari	102	A	AVO	Min	90	0	25.97	3.4655	50.3238	50.32%
46	Kaisko, Jarno	98	A	AVO	Min	94	10	24.76	3.3926	49.2652	49.27%



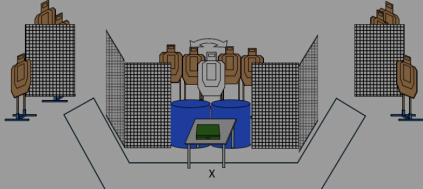
Stage Results - AVO

Place	Name	No.	Class	Div	PF	Points	Pen	Time	Hit Factor	Stage Pts	Stage %
47	Sautila, Akseli	87	A	AVO	Min	83	10	21.57	3.3843	49.1447	49.14%
48	Hietala, Teemu	125	A	AVO	Min	92	0	27.73	3.3177	48.1776	48.18%
49	Rokka, Ilkka	72	A	AVO	Min	100	0	30.28	3.3025	47.9568	47.96%
50	Luotonen, Jari	56	A	AVO	Min	94	0	29.31	3.2071	46.5715	46.57%
51	Lehtonen, Vellu	5	A	AVO	Min	92	0	29.06	3.1659	45.9732	45.97%
52	Siviranta, Vilma	69	A	AVO	Min	92	0	31.44	2.9262	42.4924	42.49%
53	Syvänen, Markus	17	A	AVO	Min	87	10	27.96	2.7539	39.9904	39.99%
54	Isomäki, Saimi	4	A	AVO	Min	82	0	29.95	2.7379	39.7581	39.76%
55	Lindroos, Conny	27	A	AVO	Min	84	0	31.05	2.7053	39.2847	39.28%
56	Haanpää, Hannu	85	A	AVO	Min	92	0	36.63	2.5116	36.4719	36.47%
57	Tuominen, Pekka	111	A	AVO	Min	92	0	36.71	2.5061	36.3920	36.39%
58	Tammisalo, Jenna	115	A	AVO	Min	87	10	31.09	2.4767	35.9651	35.97%
59	Suonpää, Teemu	19	A	AVO	Min	87	10	34.41	2.2377	32.4945	32.49%
60	Aaltonen, Jouni	26	A	AVO	Min	78	0	35.16	2.2184	32.2142	32.21%
61	Siviranta, Janne	96	A	AVO	Min	98	0	45.20	2.1681	31.4838	31.48%
62	haapa-aho, juha	22	A	AVO	Min	94	0	46.02	2.0426	29.6614	29.66%
63	Sjöblom, Jussi	45	A	AVO	Min	85	20	33.51	1.9397	28.1671	28.17%
64	Oivukka, Mika	79	A	AVO	Min	83	10	41.67	1.7519	25.4400	25.44%
65	(DQ) Gustafsson, Mikko	MYNRES	A	AVO	Min						
66	(DQ) Tengström, Roope	MYNRES	A	AVO	Min						

Stage Results - TST

Place	Name	No.	Class	Div	PF	Points	Pen	Time	Hit Factor	Stage Pts	Stage %
1	Seppänen, Mikko	54	TST	TST	Min	94	0	15.64	6.0102	100.0000	100.00%
2	Kumpulainen, Jarmo	119	TST	TST	Min	94	0	16.69	5.6321	93.7090	93.71%
3	Palonen, Eetu	84	TST	TST	Min	100	0	18.12	5.5188	91.8239	91.82%
4	Rantanen, Jesse	93	TST	TST	Min	88	0	17.05	5.1613	85.8757	85.88%
5	Casagrande, Xavier	103	TST	TST	Min	88	0	17.16	5.1282	85.3249	85.32%
6	Hautajärvi, Erik	90	TST	TST	Min	96	0	18.92	5.0740	84.4231	84.42%
7	Lampo, Antti	10	TST	TST	Min	86	0	17.67	4.8670	80.9790	80.98%
8	Leppänen, Juhani	48	TST	TST	Min	80	0	16.96	4.7170	78.4832	78.48%
9	Schwela, Tuomo	63	TST	TST	Min	94	0	20.56	4.5720	76.0707	76.07%
10	Virtanen, Tomi	82	TST	TST	Min	94	0	20.61	4.5609	75.8860	75.89%
11	Tuominen, Jukka-Pekka	120	TST	TST	Min	86	0	20.03	4.2936	71.4386	71.44%
12	Kuuskoski, Sakari	122	TST	TST	Min	91	20	16.89	4.2037	69.9428	69.94%
13	Suominen, Matias	28	TST	TST	Min	90	0	22.72	3.9613	65.9096	65.91%
14	Lahti, Roni	64	TST	TST	Min	96	0	24.29	3.9522	65.7582	65.76%
15	Tuomisto, Aleksi	13	TST	TST	Min	94	0	23.97	3.9216	65.2491	65.25%
16	Rouvali, Jarkko	57	TST	TST	Min	96	0	25.18	3.8125	63.4338	63.43%
17	Maijala, Mika	70	TST	TST	Min	92	0	26.24	3.5061	58.3358	58.34%
18	Salmi, Juuso	12	TST	TST	Min	90	0	25.91	3.4736	57.7951	57.80%
19	Hietala, Mikko	36	TST	TST	Min	82	0	23.75	3.4526	57.4457	57.45%
20	Korkeaniemi, Marko	11	TST	TST	Min	86	0	29.41	2.9242	48.6540	48.65%
21	Polo, Oskari	29	TST	TST	Min	91	10	28.19	2.8734	47.8087	47.81%
22	Vehmas, Teemu	59	TST	TST	Min	80	10	27.35	2.5594	42.5843	42.58%
23	Wickström, Olli	106	TST	TST	Min	94	0	38.85	2.4196	40.2582	40.26%

Stage Results - VAKIO



Stage Results - AVO

Place	Name	No.	Class	Div	PF	Points	Pen	Time	Hit Factor	Stage Pts	Stage %
1	Kuuskoski, Oskari	53	V	VAKIO	Min	84	0	17.47	4.8082	100.0000	100.00%
2	Laho, Antti	37	V	VAKIO	Min	74	0	17.41	4.2504	88.3990	88.40%
3	Ojala, Janne	116	V	VAKIO	Min	90	0	24.56	3.6645	76.2136	76.21%
4	Halkio, Jarkko	60	V	VAKIO	Min	78	10	18.62	3.6520	75.9536	75.95%
5	Uusikartano, Juho	38	V	VAKIO	Min	86	0	25.32	3.3965	70.6397	70.64%
6	Lehto, Matias	76	V	VAKIO	Min	96	0	28.37	3.3839	70.3777	70.38%
7	Kuosmanen, Jari	34	V	VAKIO	Min	94	0	27.92	3.3668	70.0220	70.02%
8	Silvander, Marko	40	V	VAKIO	Min	88	0	27.22	3.2329	67.2372	67.24%
9	Hulkko, Aleksi	39	V	VAKIO	Min	78	0	27.32	2.8551	59.3798	59.38%
10	Nygrén, Asmo	89	V	VAKIO	Min	84	0	30.49	2.7550	57.2979	57.30%
11	Kurikka, Jari	75	V	VAKIO	Min	86	0	32.32	2.6609	55.3409	55.34%
12	Silvander, Heidi	1	V	VAKIO	Min	88	0	33.15	2.6546	55.2098	55.21%
13	Nygrén, Petri	86	V	VAKIO	Min	95	10	56.72	1.4986	31.1676	31.17%
14	Kurikka, Erika	78	V	VAKIO	Min	73	30	56.98	0.7547	15.6961	15.70%