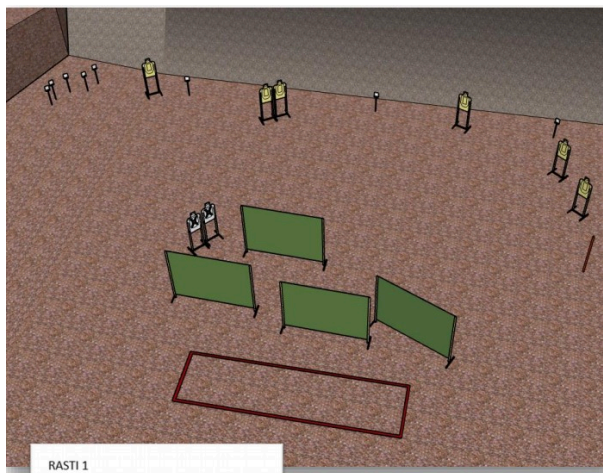


# LSRes TalviSRA 2024 - Rasti1 "Paukut loppu" - 2024-02-29



RASTI 1  
 "Paukut loppu"  
 Puolustat asema- ja vihollisen  
 rynnäköidessä sisään ja kiväärin patruunasi loppuvat.  
 Selviät tilanteesta vain pistoolia käyttäen.

## Stage Results - AVO

Place	Name	No.	Class	Div	PF	Points	Pen	Time	Hit Factor	Stage Pts	Stage %
1	Kössi, Jani	23	A	AVO	Min	92	0	16.61	5.5388	100.0000	100.00%
2	Sievänen, Jari	65	A	AVO	Min	94	0	17.29	5.4367	98.1555	98.16%
3	Seikola, Juho	107	A	AVO	Min	98	0	20.18	4.8563	87.6772	87.68%
4	Pentinmäki, Jari	2	A	AVO	Min	100	0	21.74	4.5998	83.0467	83.05%
5	Tengström, Turkka	76	A	AVO	Min	92	0	20.72	4.4402	80.1641	80.16%
6	Salo, Jani	1	A	AVO	Min	100	0	22.60	4.4248	79.8865	79.89%
7	Kuuskoski, Sakari	130	A	AVO	Min	98	0	22.23	4.4085	79.5918	79.59%
8	Olli, Joose	109	A	AVO	Min	94	0	21.41	4.3905	79.2671	79.27%
9	Kuisma, Eetu	75	A	AVO	Min	100	0	23.59	4.2391	76.5339	76.53%
10	Hagström, Henri	33	A	AVO	Min	96	0	23.18	4.1415	74.7721	74.77%
11	Tengström, Roope	77	A	AVO	Min	92	0	22.26	4.1330	74.6181	74.62%
12	Rinta-aho, Teemu	45	A	AVO	Min	94	0	23.00	4.0870	73.7873	73.79%
13	Ruohonen, Tony	126	A	AVO	Min	87	10	18.90	4.0741	73.5548	73.55%
14	Lujan, Reino	7	A	AVO	Min	90	0	22.32	4.0323	72.7998	72.80%
15	Riitamaa, Markku	41	A	AVO	Min	100	0	25.00	4.0000	72.2174	72.22%
16	Suominen, Harri	55	A	AVO	Min	94	0	23.54	3.9932	72.0947	72.09%
17	Asikainen, Kari	31	A	AVO	Min	85	10	19.79	3.7898	68.4222	68.42%
18	Levänsuo, Heikki	47	A	AVO	Min	100	0	26.96	3.7092	66.9672	66.97%
19	Ruutiniemi, Lari	102	A	AVO	Min	100	0	27.29	3.6643	66.1574	66.16%
20	Kaukkila, Pasi	4	A	AVO	Min	86	0	24.42	3.5217	63.5821	63.58%
21	Laine, Jouko	9	A	AVO	Min	98	0	28.41	3.4495	62.2783	62.28%
22	Mäntylä, Tero	48	A	AVO	Min	90	0	26.38	3.4117	61.5956	61.60%
23	Routakangas, Tero	29	A	AVO	Min	96	0	28.16	3.4091	61.5489	61.55%
24	Vuorela, Tero	105	A	AVO	Min	90	0	26.90	3.3457	60.4049	60.40%
25	Nieminen, Sami	81	A	AVO	Min	98	0	29.34	3.3401	60.3042	60.30%
26	Virtanen, Tommi	72	A	AVO	Min	90	0	27.46	3.2775	59.1730	59.17%
27	Salioja, Matti	115	A	AVO	Min	100	0	31.80	3.1447	56.7747	56.77%
28	Mikkonen, Timo	119	A	AVO	Min	100	0	32.17	3.1085	56.1217	56.12%
29	Uusitalo, Jani	114	A	AVO	Min	94	0	30.46	3.0860	55.7160	55.72%
30	Heikkilä, Teemu	61	A	AVO	Min	88	0	28.83	3.0524	55.1087	55.11%
31	Nordman, Mika	53	A	AVO	Min	92	0	30.54	3.0124	54.3877	54.39%
32	Takku, Markku	116	A	AVO	Min	96	0	32.75	2.9313	52.9227	52.92%
33	Laukkanen, Niko	19	A	AVO	Min	100	0	34.82	2.8719	51.8505	51.85%
34	Rae, Maria	6	A	AVO	Min	98	0	34.70	2.8242	50.9892	50.99%
35	Nordberg, Mona	66	A	AVO	Min	94	0	33.95	2.7688	49.9885	49.99%
36	Lindroos, Ville	127	A	AVO	Min	94	0	33.97	2.7671	49.9590	49.96%
37	Ojaniemi, Pasi	120	A	AVO	Min	94	0	34.17	2.7510	49.6666	49.67%
38	Aaltonen, Tuomas	125	A	AVO	Min	92	0	34.39	2.6752	48.2989	48.30%
39	Mäkilä, Lauri	51	A	AVO	Min	94	0	36.68	2.5627	46.2680	46.27%

40	Kähkönen, Harri	64	A	AVO	Min	94	0	37.36	2.5161	45.4258	45.43%
41	Skyttä, Aki	121	A	AVO	Min	87	10	30.97	2.4863	44.8881	44.89%
42	Holkeri, Antti	70	A	AVO	Min	96	0	39.61	2.4236	43.7571	43.76%
43	Vahtovuori, Mikko	35	A	AVO	Min	98	0	40.83	2.4002	43.3340	43.33%
44	Syvänen, Markus	100	A	AVO	Min	94	0	39.28	2.3931	43.2054	43.21%
45	Niemi, Mikko	118	A	AVO	Min	98	0	42.45	2.3086	41.6802	41.68%
46	Kylävainio, Pasi	69	A	AVO	Min	90	0	39.28	2.2912	41.3669	41.37%
47	Leppänen, Juhani	30	A	AVO	Min	96	0	41.92	2.2901	41.3458	41.35%
48	Salmi, Juuso	101	A	AVO	Min	94	0	41.36	2.2727	41.0326	41.03%
49	Ojala, Rami	113	A	AVO	Min	86	0	37.89	2.2697	40.9785	40.98%
50	Virtanen, Tomi	122	A	AVO	Min	98	0	43.92	2.2313	40.2852	40.29%
51	Santavuori, Tapio	44	A	AVO	Min	90	0	42.13	2.1362	38.5685	38.57%
52	Tuominen, Jukka-Pekka	112	A	AVO	Min	88	0	41.20	2.1359	38.5627	38.56%
53	Saari, Atte	22	A	AVO	Min	81	10	37.32	1.9025	34.3478	34.35%
54	Lehtonen, Vellu	50	A	AVO	Min	88	0	49.00	1.7959	32.4241	32.42%
55	Pihlajasaari, Roope	10	A	AVO	Min	86	0	48.00	1.7917	32.3474	32.35%
56	Virtanen, Tiina	11	A	AVO	Min	94	0	52.50	1.7905	32.3259	32.33%
57	Schwartz, Teemu	39	A	AVO	Min	86	0	48.29	1.7809	32.1531	32.15%
58	Törmänen, Samuel	108	A	AVO	Min	88	0	50.86	1.7302	31.2384	31.24%
59	Antonen, Sam	56	A	AVO	Min	84	0	49.55	1.6953	30.6068	30.61%
60	Multamäki, Leevi	97	A	AVO	Min	94	0	56.76	1.6561	29.8997	29.90%
61	Kumpulainen, Jarmo	111	A	AVO	Min	90	0	54.62	1.6477	29.7490	29.75%
62	Kallio, Markku	88	A	AVO	Min	85	10	46.10	1.6269	29.3726	29.37%
63	Lehtimäki, Juhani	86	A	AVO	Min	96	0	61.60	1.5584	28.1366	28.14%
64	Heikkinen, Sami	3	A	AVO	Min	81	30	32.99	1.5459	27.9106	27.91%
65	Santanen, Jesse	68	A	AVO	Min	88	0	57.32	1.5352	27.7178	27.72%
66	Isomäki, Saimi	43	A	AVO	Min	80	0	53.49	1.4956	27.0022	27.00%
67	Vainio, Niklas	91	A	AVO	Min	78	20	40.43	1.4346	25.9004	25.90%
68	Aaltonen, Jouni	40	A	AVO	Min	96	0	72.43	1.3254	23.9296	23.93%
69	Sjöblom, Jussi	96	V	AVO	Min	72	0	79.00	0.9114	16.4546	16.45%
70	Santala, Ville	103	A	AVO	Min	0	0	0.00	0.0000	0.0000	0.00%
71	(DQ) Haapa-aho, Juha	13482	A	AVO	Min						
72	(DQ) Kuusela, Jari	8564	A	AVO	Min						

### Stage Results - TST

Place	Name	No.	Class	Div	PF	Points	Pen	Time	Hit Factor	Stage Pts	Stage %
1	Schwela, Tuomo	25	TST	TST	Min	96	0	20.52	4.6784	100.0000	100.00%
2	Pehkonen, Joni	82	TST	TST	Min	98	0	24.95	3.9279	83.9579	83.96%
3	Ketola, Sami	5	TST	TST	Min	94	0	24.47	3.8414	82.1107	82.11%
4	Hirvonen, Jan	20	TST	TST	Min	100	0	26.29	3.8037	81.3047	81.30%
5	Girs, Aleksi	83	TST	TST	Min	94	0	24.91	3.7736	80.6604	80.66%
6	Casagrande, Xavier	84	TST	TST	Min	100	0	28.84	3.4674	74.1158	74.12%
7	Rouvali, Jarkko	28	TST	TST	Min	98	0	28.40	3.4507	73.7588	73.76%
8	Takku, Jorma	117	TST	TST	Min	96	0	30.24	3.1746	67.8571	67.86%
9	Hongisto, Jussi	24	TST	TST	Min	98	0	36.43	2.6901	57.5007	57.50%
10	Kopu, Eero	62	TST	TST	Min	100	0	38.87	2.5727	54.9910	54.99%
11	Hietala, Mikko	92	TST	TST	Min	84	0	32.66	2.5720	54.9755	54.98%
12	Suominen, Arno	80	TST	TST	Min	96	0	38.01	2.5257	53.9858	53.99%
13	Saarinen, Aleksi K R	79	TST	TST	Min	94	0	37.30	2.5201	53.8673	53.87%
14	Suominen, Matias	37	TST	TST	Min	94	0	37.46	2.5093	53.6372	53.64%
15	Laurila, Ville	67	TST	TST	Min	92	0	36.73	2.5048	53.5393	53.54%
16	Lindberg, Ari	98	TST	TST	Min	96	0	38.84	2.4717	52.8321	52.83%
17	Rantanen, Jesse	46	TST	TST	Min	98	0	40.18	2.4390	52.1341	52.13%
18	Lainio, Jimi	38	TST	TST	Min	94	0	44.23	2.1253	45.4273	45.43%
19	Seppänen, Mikko	13	TST	TST	Min	86	0	53.13	1.6187	34.5991	34.60%
20	(DQ) Tuomola, Joni	15483183	TST	TST	Min						


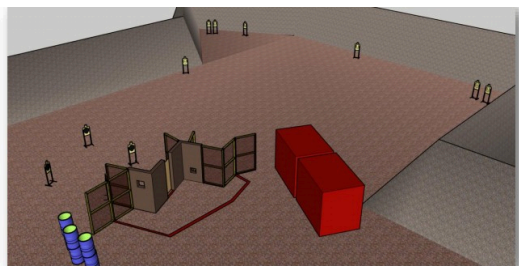
### Stage Results - VAKIO

Place	Name	No.	Class	Div	PF	Points	Pen	Time	Hit Factor	Stage Pts	Stage %
1	Virtanen, Tomi S	58	V	VAKIO	Min	98	0	27.28	3.5924	100.0000	100.00%
2	Halkio, Jarkko	42	V	VAKIO	Min	90	0	28.32	3.1780	88.4642	88.46%

3	Gustafsson, Mikko	57	V	VAKIO	Min	93	10	27.57	3.0105	83.8030	83.80%
4	Laho, Antti	60	V	VAKIO	Min	98	0	33.17	2.9545	82.2430	82.24%
5	Aronoja, Esa	104	V	VAKIO	Min	98	0	34.15	2.8697	79.8829	79.88%
6	Tirri, Marko	54	V	VAKIO	Min	92	0	32.06	2.8696	79.8808	79.88%
7	Hautajärvi, Erik	52	V	VAKIO	Min	88	0	33.87	2.5982	72.3246	72.32%
8	Majala, Joni	34	V	VAKIO	Min	95	10	34.13	2.4905	69.3268	69.33%
9	Kurikka, Jari	74	V	VAKIO	Min	94	0	39.72	2.3666	65.8775	65.88%
10	Vainiomäki, Jani	21	V	VAKIO	Min	88	0	42.55	2.0682	57.5707	57.57%
11	Silvander, Heidi	26	V	VAKIO	Min	92	0	47.60	1.9328	53.8021	53.80%
12	Laho, Aleksi	78	V	VAKIO	Min	88	0	46.76	1.8820	52.3874	52.39%
13	Silvander, Marko	99	V	VAKIO	Min	92	0	54.96	1.6739	46.5972	46.60%
14	Lindström, Patrik	95	V	VAKIO	Min	88	0	54.60	1.6117	44.8651	44.87%
15	Miettinen, Marcus	36	V	VAKIO	Min	88	0	60.37	1.4577	40.5770	40.58%
16	Pulk, Risto		V	VAKIO	Min	88	0	60.88	1.4455	40.2371	40.24%
17	Mellen, Tom	8	V	VAKIO	Min	92	0	69.24	1.3287	36.9870	36.99%
18	Kivijärvi, Heikki	17	V	VAKIO	Min	87	10	58.91	1.3071	36.3848	36.38%
19	Ärrälä, Ilkka	73	V	VAKIO	Min	72	20	84.93	0.6123	17.0436	17.04%
20	Kurikka, Erika	63	V	VAKIO	Min	41	70	76.99	0.0000	0.0000	0.00%
21	(DQ) Nurmi, Marko	12125	V	VAKIO	Min						
22	(DQ) Annila, Ville	14363	V	VAKIO	Min						

Generated by PractiScore for Android (1.7.34 Lenovo) at 2024-03-03 16:02 +0200

# LSRes TalviSRA 2024 - Rasti 2 "Loimaan Lähiö" - 2024-02-29



RASTI 2  
 "Loimaan lähiö"  
 Vihollinen on edennyt kaupungin liepeille  
 ja alue täytyy "puhdistaa".

## Stage Results - AVO

Place	Name	No.	Class	Div	PF	Points	Pen	Time	Hit Factor	Stage Pts	Stage %
1	Kössi, Jani	23	A	AVO	Min	144	0	28.72	5.0139	150.0000	100.00%
2	Kuisma, Eetu	75	A	AVO	Min	134	0	28.71	4.6674	139.6320	93.09%
3	Tengström, Roope	77	A	AVO	Min	136	0	30.36	4.4796	134.0141	89.34%
4	Salo, Jani	1	A	AVO	Min	142	0	32.38	4.3854	131.1972	87.46%
5	Heikkilä, Teemu	61	A	AVO	Min	140	0	32.39	4.3223	129.3095	86.21%
6	Mäntylä, Tero	48	A	AVO	Min	138	0	32.19	4.2870	128.2541	85.50%
7	Hagström, Henri	33	A	AVO	Min	130	0	31.43	4.1362	123.7406	82.49%
8	Sievänen, Jari	65	A	AVO	Min	134	0	32.50	4.1231	123.3487	82.23%
9	Asikainen, Kari	31	A	AVO	Min	132	0	33.04	3.9952	119.5218	79.68%
10	Lujan, Reino	7	A	AVO	Min	142	0	36.58	3.8819	116.1336	77.42%
11	Olli, Joose	109	A	AVO	Min	138	0	36.06	3.8270	114.4897	76.33%
12	Tengström, Turkka	76	A	AVO	Min	150	0	39.69	3.7793	113.0637	75.38%
13	Uusitalo, Jani	114	A	AVO	Min	134	0	35.89	3.7336	111.6978	74.47%
14	Suominen, Harri	55	A	AVO	Min	140	0	37.65	3.7185	111.2439	74.16%
15	Riitamaa, Markku	41	A	AVO	Min	144	0	38.97	3.6952	110.5466	73.70%
16	Kuuskoski, Sakari	130	A	AVO	Min	128	0	34.68	3.6909	110.4191	73.61%
17	Kähkönen, Harri	64	A	AVO	Min	146	0	40.60	3.5961	107.5821	71.72%
18	Vainio, Niklas	91	A	AVO	Min	120	0	33.94	3.5357	105.7749	70.52%
19	Laine, Jouko	9	A	AVO	Min	136	0	39.69	3.4266	102.5111	68.34%
20	Nieminen, Sami	81	A	AVO	Min	138	0	40.78	3.3840	101.2384	67.49%
21	Heikkinen, Sami	3	A	AVO	Min	126	0	40.40	3.1188	93.3045	62.20%
22	Ruohonen, Tony	126	A	AVO	Min	115	10	33.69	3.1167	93.2398	62.16%
23	Salioja, Matti	115	A	AVO	Min	144	0	46.80	3.0769	92.0513	61.37%
24	Leppänen, Juhani	30	A	AVO	Min	136	0	44.55	3.0527	91.3281	60.89%
25	Syvänen, Markus	100	A	AVO	Min	142	0	47.29	3.0027	89.8322	59.89%
26	Kaukkila, Pasi	4	A	AVO	Min	131	10	40.60	2.9803	89.1605	59.44%
27	Levänsuo, Heikki	47	A	AVO	Min	125	10	38.82	2.9624	88.6248	59.08%
28	Aaltonen, Tuomas	125	A	AVO	Min	121	10	37.56	2.9553	88.4119	58.94%
29	Vahtovuori, Mikko	35	A	AVO	Min	144	0	48.80	2.9508	88.2787	58.85%
30	Mäkilä, Lauri	51	A	AVO	Min	129	10	40.50	2.9383	87.9033	58.60%
31	Mikkonen, Timo	119	A	AVO	Min	138	0	47.06	2.9324	87.7284	58.49%
32	Niemi, Mikko	118	A	AVO	Min	146	0	50.32	2.9014	86.8011	57.87%
33	Routakangas, Tero	29	A	AVO	Min	128	0	44.33	2.8874	86.3824	57.59%
34	Schwartz, Teemu	39	A	AVO	Min	140	0	48.62	2.8795	86.1442	57.43%
35	Nordman, Mika	53	A	AVO	Min	120	0	42.80	2.8037	83.8785	55.92%
36	Skyttä, Aki	121	A	AVO	Min	140	0	50.01	2.7994	83.7499	55.83%
37	Seikola, Juho	107	A	AVO	Min	129	10	42.81	2.7797	83.1601	55.44%
38	Rinta-aho, Teemu	45	A	AVO	Min	136	0	48.99	2.7761	83.0510	55.37%
39	Kallio, Markku	88	A	AVO	Min	127	10	42.33	2.7640	82.6896	55.13%
40	Vuorela, Tero	105	A	AVO	Min	134	0	48.79	2.7465	82.1651	54.78%

41	Penttimäki, Jari	2	A	AVO	Min	117	40	29.46	2.6137	78.1936	52.13%
42	Takku, Markku	116	A	AVO	Min	129	10	46.76	2.5449	76.1352	50.76%
43	Törmänen, Samuel	108	A	AVO	Min	142	0	56.75	2.5022	74.8576	49.91%
44	Ojaniemi, Pasi	120	A	AVO	Min	135	10	50.22	2.4890	74.4640	49.64%
45	Ruutiniemi, Lari	102	A	AVO	Min	142	0	57.09	2.4873	74.4117	49.61%
46	Laukkanen, Niko	19	A	AVO	Min	128	0	51.49	2.4859	74.3704	49.58%
47	Antonen, Sam	56	A	AVO	Min	144	0	62.93	2.2883	68.4570	45.64%
48	Virtanen, Tiina	11	A	AVO	Min	143	10	59.53	2.2342	66.8388	44.56%
49	Holkeri, Antti	70	A	AVO	Min	127	30	43.77	2.2161	66.2992	44.20%
50	Ojala, Rami	113	A	AVO	Min	134	0	60.81	2.2036	65.9239	43.95%
51	Aaltonen, Jouni	40	A	AVO	Min	132	0	61.48	2.1470	64.2323	42.82%
52	Lehtimäki, Juhani	86	A	AVO	Min	150	0	70.79	2.1189	63.3917	42.26%
53	Salmi, Juuso	101	A	AVO	Min	144	0	68.29	2.1087	63.0839	42.06%
54	Lindroos, Ville	127	A	AVO	Min	120	0	56.95	2.1071	63.0378	42.03%
55	Saari, Atte	22	A	AVO	Min	134	0	64.03	2.0928	62.6087	41.74%
56	Nordberg, Mona	66	A	AVO	Min	134	0	64.92	2.0641	61.7504	41.17%
57	Kylävainio, Pasi	69	A	AVO	Min	128	0	63.33	2.0212	60.4663	40.31%
58	Virtanen, Tomi	122	A	AVO	Min	127	10	60.44	1.9358	57.9128	38.61%
59	Rae, Maria	6	A	AVO	Min	115	10	54.51	1.9263	57.6270	38.42%
60	Santanen, Jesse	68	A	AVO	Min	111	40	40.90	1.7359	51.9336	34.62%
61	Kumpulainen, Jarmo	111	A	AVO	Min	108	30	45.85	1.7012	50.8942	33.93%
62	Pihlajasaari, Roope	10	A	AVO	Min	130	30	60.00	1.6667	49.8611	33.24%
63	Santavuori, Tapio	44	A	AVO	Min	100	20	53.41	1.4978	44.8106	29.87%
64	Tuominen, Jukka-Pekka	112	A	AVO	Min	120	50	61.47	1.1388	34.0681	22.71%
65	Isomäki, Saimi	43	A	AVO	Min	91	60	38.56	0.8039	24.0513	16.03%
66	Lehtonen, Vellu	50	A	AVO	Min	102	40	84.98	0.7296	21.8267	14.55%
67	Multamäki, Leevi	97	A	AVO	Min	118	60	95.16	0.6095	18.2342	12.16%
68	Santala, Ville	103	A	AVO	Min	0	0	0.00	0.0000	0.0000	0.00%
69	Virtanen, Tommi	72	A	AVO	Min	28	240	62.93	0.0000	0.0000	0.00%
70	Sjöblom, Jussi	96	V	AVO	Min	54	60	105.29	0.0000	0.0000	0.00%
71	(DQ) Haapa-aho, Juha	13482	A	AVO	Min						
72	(DQ) Kuusela, Jari	8564	A	AVO	Min						

### Stage Results - TST

Place	Name	No.	Class	Div	PF	Points	Pen	Time	Hit Factor	Stage Pts	Stage %
1	Ketola, Sami	5	TST	TST	Min	144	0	34.89	4.1273	150.0000	100.00%
2	Schwela, Tuomo	25	TST	TST	Min	130	0	34.19	3.8023	138.1892	92.13%
3	Girs, Aleksi	83	TST	TST	Min	129	10	33.94	3.5062	127.4280	84.95%
4	Pehkonen, Joni	82	TST	TST	Min	136	0	39.61	3.4335	124.7854	83.19%
5	Lainio, Jimi	38	TST	TST	Min	136	0	40.23	3.3806	122.8623	81.91%
6	Hirvonen, Jan	20	TST	TST	Min	138	0	40.92	3.3724	122.5669	81.71%
7	Seppänen, Mikko	13	TST	TST	Min	132	0	39.85	3.3124	120.3858	80.26%
8	Hietala, Mikko	92	TST	TST	Min	130	0	39.28	3.3096	120.2823	80.19%
9	Rantanen, Jesse	46	TST	TST	Min	140	0	42.75	3.2749	119.0205	79.35%
10	Suominen, Matias	37	TST	TST	Min	132	0	41.40	3.1884	115.8786	77.25%
11	Casagrande, Xavier	84	TST	TST	Min	140	0	49.31	2.8392	103.1865	68.79%
12	Rouvali, Jarkko	28	TST	TST	Min	136	0	49.76	2.7331	99.3318	66.22%
13	Takku, Jorma	117	TST	TST	Min	144	0	54.09	2.6622	96.7554	64.50%
14	Kopu, Eero	62	TST	TST	Min	139	10	51.65	2.4976	90.7714	60.51%
15	Saarinen, Aleksi K R	79	TST	TST	Min	138	0	56.38	2.4477	88.9577	59.31%
16	Laurila, Ville	67	TST	TST	Min	132	30	44.73	2.2803	82.8764	55.25%
17	Lindberg, Ari	98	TST	TST	Min	130	0	61.91	2.0998	76.3154	50.88%
18	Suominen, Arno	80	TST	TST	Min	128	20	67.43	1.6017	58.2104	38.81%
19	Hongisto, Jussi	24	TST	TST	Min	0	0	0.00	0.0000	0.0000	0.00%
20	(DQ) Tuomola, Joni	15483183	TST	TST	Min						

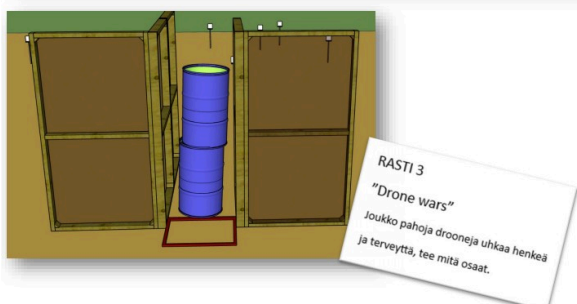
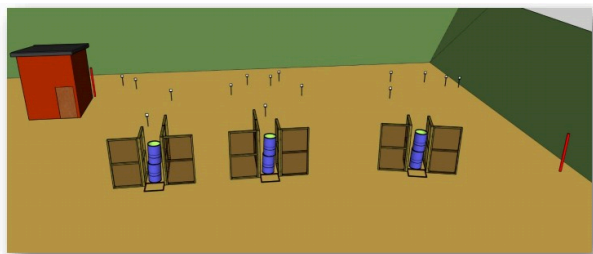
### Stage Results - VAKIO

Place	Name	No.	Class	Div	PF	Points	Pen	Time	Hit Factor	Stage Pts	Stage %
1	Hautajärvi, Erik	52	V	VAKIO	Min	138	0	37.26	3.7037	150.0000	100.00%
2	Tirri, Marko	54	V	VAKIO	Min	132	0	38.65	3.4153	138.3182	92.21%
3	Vainiomäki, Jani	21	V	VAKIO	Min	130	0	46.38	2.8029	113.5188	75.68%

4	Laho, Antti	60	V	VAKIO	Min	114	0	42.33	2.6931	109.0716	72.71%
5	Lindström, Patrik	95	V	VAKIO	Min	130	0	49.71	2.6152	105.9143	70.61%
6	Gustafsson, Mikko	57	V	VAKIO	Min	138	0	55.67	2.4789	100.3952	66.93%
7	Halkio, Jarkko	42	V	VAKIO	Min	138	0	61.08	2.2593	91.5029	61.00%
8	Miettinen, Marcus	36	V	VAKIO	Min	126	30	43.43	2.2105	89.5234	59.68%
9	Aronoja, Esa	104	V	VAKIO	Min	122	0	55.59	2.1946	88.8829	59.26%
10	Silvander, Marko	99	V	VAKIO	Min	122	0	55.99	2.1790	88.2479	58.83%
11	Kurikka, Jari	74	V	VAKIO	Min	126	0	60.31	2.0892	84.6128	56.41%
12	Pulk, Risto		V	VAKIO	Min	144	0	70.57	2.0405	82.6413	55.09%
13	Majala, Joni	34	V	VAKIO	Min	132	0	67.53	1.9547	79.1648	52.78%
14	Virtanen, Tomi S	58	V	VAKIO	Min	134	30	59.01	1.7624	71.3777	47.59%
15	Silvander, Heidi	26	V	VAKIO	Min	130	20	67.95	1.6188	65.5629	43.71%
16	Kivijärvi, Heikki	17	V	VAKIO	Min	144	0	91.53	1.5733	63.7168	42.48%
17	Laho, Aleksi	78	V	VAKIO	Min	119	10	71.07	1.5337	62.1148	41.41%
18	Ärrälä, Ilkka	73	V	VAKIO	Min	111	10	74.11	1.3628	55.1950	36.80%
19	Mellen, Tom	8	V	VAKIO	Min	128	30	97.26	1.0076	40.8081	27.21%
20	Kurikka, Erika	63	V	VAKIO	Min	83	50	72.47	0.4554	18.4421	12.29%
21	(DQ) Nurmi, Marko	12125	V	VAKIO	Min						
22	(DQ) Annila, Ville	14363	V	VAKIO	Min						

Generated by PractiScore for Android (1.7.34 Lenovo) at 2024-03-03 16:03 +0200

# LSRes TalviSRA 2024 - Rasti3 "Drone Wars" - 2024-02-29



## Stage Results - AVO

Place	Name	No.	Class	Div	PF	Points	Pen	Time	Hit Factor	Stage Pts	Stage %
1	Kössi, Jani	23	A	AVO	Min	75	0	18.12	4.1391	75.0000	100.00%
2	Kaukkila, Pasi	4	A	AVO	Min	75	0	18.31	4.0961	74.2217	98.96%
3	Tengström, Roope	77	A	AVO	Min	75	0	18.62	4.0279	72.9860	97.31%
4	Kuuskoski, Sakari	130	A	AVO	Min	75	0	19.89	3.7707	68.3258	91.10%
5	Kuisma, Eetu	75	A	AVO	Min	75	0	22.02	3.4060	61.7166	82.29%
6	Salo, Jani	1	A	AVO	Min	70	10	18.02	3.3296	60.3330	80.44%
7	Olli, Joose	109	A	AVO	Min	70	10	18.04	3.3259	60.2661	80.35%
8	Pentinmäki, Jari	2	A	AVO	Min	75	0	22.70	3.3040	59.8678	79.82%
9	Sievänen, Jari	65	A	AVO	Min	70	10	18.33	3.2733	59.3126	79.08%
10	Laine, Jouko	9	A	AVO	Min	75	0	23.33	3.2147	58.2512	77.67%
11	Tengström, Turkka	76	A	AVO	Min	75	0	24.58	3.0513	55.2889	73.72%
12	Nordman, Mika	53	A	AVO	Min	75	0	26.00	2.8846	52.2692	69.69%
13	Mäntylä, Tero	48	A	AVO	Min	75	0	26.41	2.8398	51.4578	68.61%
14	Hagström, Henri	33	A	AVO	Min	75	0	26.43	2.8377	51.4188	68.56%
15	Ruohonen, Tony	126	A	AVO	Min	75	0	26.93	2.7850	50.4642	67.29%
16	Heikkilä, Teemu	61	A	AVO	Min	75	0	27.81	2.6969	48.8673	65.16%
17	Suominen, Harri	55	A	AVO	Min	75	0	28.20	2.6596	48.1915	64.26%
18	Kähkönen, Harri	64	A	AVO	Min	75	0	28.53	2.6288	47.6341	63.51%
19	Virtanen, Tommi	72	A	AVO	Min	75	0	30.72	2.4414	44.2383	58.98%
20	Aaltonen, Jouni	40	A	AVO	Min	75	0	31.02	2.4178	43.8104	58.41%
21	Vuorela, Tero	105	A	AVO	Min	70	10	26.03	2.3050	41.7672	55.69%
22	Vainio, Niklas	91	A	AVO	Min	75	0	32.83	2.2845	41.3951	55.19%
23	Asikainen, Kari	31	A	AVO	Min	75	0	32.97	2.2748	41.2193	54.96%
24	Rae, Maria	6	A	AVO	Min	75	0	33.02	2.2714	41.1569	54.88%
25	Mikkonen, Timo	119	A	AVO	Min	75	0	33.87	2.2143	40.1240	53.50%
26	Santanen, Jesse	68	A	AVO	Min	75	0	33.97	2.2078	40.0059	53.34%
27	Leppänen, Juhani	30	A	AVO	Min	75	10	29.98	2.1681	39.2862	52.38%
28	Mäkilä, Lauri	51	A	AVO	Min	75	0	36.77	2.0397	36.9595	49.28%
29	Niemi, Mikko	118	A	AVO	Min	75	0	38.52	1.9470	35.2804	47.04%
30	Nordberg, Mona	66	A	AVO	Min	75	0	38.86	1.9300	34.9717	46.63%
31	Heikkinen, Sami	3	A	AVO	Min	70	10	31.80	1.8868	34.1887	45.58%
32	Rinta-aho, Teemu	45	A	AVO	Min	75	0	40.09	1.8708	33.8987	45.20%
33	Routakangas, Tero	29	A	AVO	Min	75	0	40.51	1.8514	33.5473	44.73%
34	Seikola, Juho	107	A	AVO	Min	75	30	25.00	1.8000	32.6160	43.49%
35	Nieminen, Sami	81	A	AVO	Min	75	20	31.50	1.7460	31.6381	42.18%
36	Virtanen, Tomi	122	A	AVO	Min	75	10	38.85	1.6731	30.3166	40.42%
37	Uusitalo, Jani	114	A	AVO	Min	70	10	35.89	1.6718	30.2926	40.39%
38	Schwartz, Teemu	39	A	AVO	Min	75	0	45.59	1.6451	29.8092	39.75%
39	Salioja, Matti	115	A	AVO	Min	75	0	48.19	1.5563	28.2009	37.60%

40	Lujan, Reino	7	A	AVO	Min	70	10	38.70	1.5504	28.0930	37.46%
41	Vaahтовuo, Mikko	35	A	AVO	Min	75	0	48.46	1.5477	28.0437	37.39%
42	Riitamaa, Markku	41	A	AVO	Min	70	10	38.84	1.5448	27.9918	37.32%
43	Holkeri, Antti	70	A	AVO	Min	70	10	40.23	1.4914	27.0246	36.03%
44	Ojaniemi, Pasi	120	A	AVO	Min	70	10	40.30	1.4888	26.9777	35.97%
45	Isomäki, Saimi	43	A	AVO	Min	75	0	50.75	1.4778	26.7783	35.70%
46	Multamäki, Leevi	97	A	AVO	Min	75	0	51.91	1.4448	26.1799	34.91%
47	Takku, Markku	116	A	AVO	Min	75	20	39.48	1.3931	25.2432	33.66%
48	Skyttä, Aki	121	A	AVO	Min	70	20	36.01	1.3885	25.1597	33.55%
49	Aaltonen, Tuomas	125	A	AVO	Min	70	40	23.00	1.3043	23.6348	31.51%
50	Kallio, Markku	88	A	AVO	Min	75	0	60.88	1.2319	22.3226	29.76%
51	Ojala, Rami	113	A	AVO	Min	70	10	48.78	1.2300	22.2878	29.72%
52	Sjöblom, Jussi	96	V	AVO	Min	75	0	64.51	1.1626	21.0665	28.09%
53	Syvänen, Markus	100	A	AVO	Min	70	10	52.27	1.1479	20.7997	27.73%
54	Santavuori, Tapio	44	A	AVO	Min	70	30	35.29	1.1335	20.5384	27.38%
55	Tuominen, Jukka-Pekka	112	A	AVO	Min	75	0	68.80	1.0901	19.7529	26.34%
56	Lehtimäki, Juhani	86	A	AVO	Min	75	10	60.78	1.0694	19.3781	25.84%
57	Kylävainio, Pasi	69	A	AVO	Min	70	20	48.40	1.0331	18.7190	24.96%
58	Ruutiniemi, Lari	102	A	AVO	Min	75	0	74.92	1.0011	18.1393	24.19%
59	Pihlajasaari, Roope	10	A	AVO	Min	75	0	75.68	0.9910	17.9572	23.94%
60	Saari, Atte	22	A	AVO	Min	70	10	63.95	0.9382	17.0008	22.67%
61	Lehtonen, Vellu	50	A	AVO	Min	70	10	64.60	0.9288	16.8297	22.44%
62	Virtanen, Tiina	11	A	AVO	Min	75	20	70.40	0.7812	14.1563	18.88%
63	Salmi, Juuso	101	A	AVO	Min	65	20	58.80	0.7653	13.8673	18.49%
64	Lindroos, Ville	127	A	AVO	Min	75	0	112.00	0.6696	12.1339	16.18%
65	Levänsuo, Heikki	47	A	AVO	Min	70	20	101.65	0.4919	8.9129	11.88%
66	Laukkanen, Niko	19	A	AVO	Min	70	30	85.94	0.4654	8.4338	11.25%
67	Törmänen, Samuel	108	A	AVO	Min	65	20	105.29	0.4274	7.7443	10.33%
68	Kumpulainen, Jarmo	111	A	AVO	Min	65	50	50.08	0.2995	5.4273	7.24%
69	Santala, Ville	103	A	AVO	Min	0	0	0.00	0.0000	0.0000	0.00%
70	Antonen, Sam	56	A	AVO	Min	75	80	74.13	0.0000	0.0000	0.00%
71	(DQ) Haapa-aho, Juha	13482	A	AVO	Min						
72	(DQ) Kuusela, Jari	8564	A	AVO	Min						

### Stage Results - TST

Place	Name	No.	Class	Div	PF	Points	Pen	Time	Hit Factor	Stage Pts	Stage %
1	Hietala, Mikko	92	TST	TST	Min	75	0	26.72	2.8069	75.0000	100.00%
2	Hongisto, Jussi	24	TST	TST	Min	75	0	28.76	2.6078	69.6801	92.91%
3	Schwela, Tuomo	25	TST	TST	Min	75	0	30.30	2.4752	66.1386	88.18%
4	Rouvali, Jarkko	28	TST	TST	Min	75	0	33.34	2.2496	60.1080	80.14%
5	Seppänen, Mikko	13	TST	TST	Min	75	0	37.55	1.9973	53.3688	71.16%
6	Casagrande, Xavier	84	TST	TST	Min	75	0	39.51	1.8983	50.7213	67.63%
7	Ketola, Sami	5	TST	TST	Min	75	0	40.58	1.8482	49.3839	65.85%
8	Takku, Jorma	117	TST	TST	Min	70	10	33.13	1.8110	48.3912	64.52%
9	Suominen, Matias	37	TST	TST	Min	75	0	42.65	1.7585	46.9871	62.65%
10	Lainio, Jimi	38	TST	TST	Min	75	0	43.67	1.7174	45.8896	61.19%
11	Kopu, Eero	62	TST	TST	Min	75	0	46.55	1.6112	43.0505	57.40%
12	Pehkonen, Joni	82	TST	TST	Min	70	10	40.29	1.4892	39.7915	53.06%
13	Laurila, Ville	67	TST	TST	Min	75	0	51.42	1.4586	38.9732	51.96%
14	Hirvonen, Jan	20	TST	TST	Min	75	30	30.95	1.4540	38.8498	51.80%
15	Rantanen, Jesse	46	TST	TST	Min	75	0	54.97	1.3644	36.4562	48.61%
16	Suominen, Arno	80	TST	TST	Min	75	0	68.73	1.0912	29.1576	38.88%
17	Saarinen, Aleksi K R	79	TST	TST	Min	75	0	74.72	1.0037	26.8201	35.76%
18	Girs, Aleksi	83	TST	TST	Min	75	30	51.19	0.8791	23.4890	31.32%
19	Lindberg, Ari	98	TST	TST	Min	70	10	107.48	0.5582	14.9163	19.89%
20	(DQ) Tuomola, Joni	15483183	TST	TST	Min						

### Stage Results - VAKIO


Place	Name	No.	Class	Div	PF	Points	Pen	Time	Hit Factor	Stage Pts	Stage %
1	Hautajärvi, Erik	52	V	VAKIO	Min	70	10	24.75	2.4242	75.0000	100.00%
2	Tirri, Marko	54	V	VAKIO	Min	75	10	30.38	2.1396	66.1928	88.26%



3	Aronoja, Esa	104	V	VAKIO	Min	75	0	37.85	1.9815	61.3028	81.74%
4	Silvander, Marko	99	V	VAKIO	Min	75	0	38.71	1.9375	59.9409	79.92%
5	Majala, Joni	34	V	VAKIO	Min	75	10	35.49	1.8315	56.6621	75.55%
6	Lindström, Patrik	95	V	VAKIO	Min	75	0	45.80	1.6376	50.6618	67.55%
7	Laho, Antti	60	V	VAKIO	Min	75	0	46.18	1.6241	50.2450	66.99%
8	Halkio, Jarkko	42	V	VAKIO	Min	75	0	47.71	1.5720	48.6337	64.84%
9	Virtanen, Tomi S	58	V	VAKIO	Min	75	0	50.84	1.4752	45.6395	60.85%
10	Vainiomäki, Jani	21	V	VAKIO	Min	75	0	53.11	1.4122	43.6888	58.25%
11	Miettinen, Marcus	36	V	VAKIO	Min	65	20	34.61	1.3002	40.2250	53.63%
12	Laho, Aleksi	78	V	VAKIO	Min	75	0	69.14	1.0848	33.5596	44.75%
13	Silvander, Heidi	26	V	VAKIO	Min	75	0	72.17	1.0392	32.1507	42.87%
14	Kurikka, Erika	63	V	VAKIO	Min	75	0	77.54	0.9672	29.9241	39.90%
15	Gustafsson, Mikko	57	V	VAKIO	Min	75	20	70.29	0.7825	24.2077	32.28%
16	Pulk, Risto		V	VAKIO	Min	75	0	96.66	0.7759	24.0049	32.01%
17	Kurikka, Jari	74	V	VAKIO	Min	75	30	60.70	0.7414	22.9355	30.58%
18	Ärrälä, Ilkka	73	V	VAKIO	Min	70	40	40.60	0.7389	22.8602	30.48%
19	Kivijärvi, Heikki	17	V	VAKIO	Min	75	0	102.71	0.7302	22.5909	30.12%
20	Mellen, Tom	8	V	VAKIO	Min	70	10	100.00	0.6000	18.5625	24.75%
21	(DQ) Nurmi, Marko	12125	V	VAKIO	Min						
22	(DQ) Annila, Ville	14363	V	VAKIO	Min						

Generated by PractiScore for Android (1.7.34 Lenovo) at 2024-03-03 17:18 +0200

# LSRes TalviSRA 2024 - Rasti4 "Terroristit" - 2024-02-29



RASTI 4

"Terroristit"

Joukko... ihan sama ketä, onnistui riuksimaan  
aseista osan ryhmääsi, vapautta heidät.

## Stage Results - AVO

Place	Name	No.	Class	Div	PF	Points	Pen	Time	Hit Factor	Stage Pts	Stage %
1	Salo, Jani	1	A	AVO	Min	104	0	21.69	4.7948	120.0000	100.00%
2	Heikkilä, Teemu	61	A	AVO	Min	114	0	24.04	4.7421	118.6801	98.90%
3	Kössi, Jani	23	A	AVO	Min	104	0	22.25	4.6742	116.9798	97.48%
4	Kuisma, Eetu	75	A	AVO	Min	106	0	24.19	4.3820	109.6674	91.39%
5	Kuuskoski, Sakari	130	A	AVO	Min	100	0	23.72	4.2159	105.5098	87.92%
6	Lujan, Reino	7	A	AVO	Min	114	0	27.32	4.1728	104.4315	87.03%
7	Pentinmäki, Jari	2	A	AVO	Min	114	0	27.60	4.1304	103.3721	86.14%
8	Riitamaa, Markku	41	A	AVO	Min	114	0	28.46	4.0056	100.2484	83.54%
9	Asikainen, Kari	31	A	AVO	Min	114	0	28.60	3.9860	99.7577	83.13%
10	Sievänen, Jari	65	A	AVO	Min	114	0	28.65	3.9791	99.5836	82.99%
11	Suominen, Harri	55	A	AVO	Min	118	0	32.93	3.5834	89.6804	74.73%
12	Hagström, Henri	33	A	AVO	Min	106	0	29.62	3.5787	89.5629	74.64%
13	Laine, Jouko	9	A	AVO	Min	98	0	27.84	3.5201	88.0976	73.41%
14	Leppänen, Juhani	30	A	AVO	Min	106	0	30.33	3.4949	87.4663	72.89%
15	Aaltonen, Tuomas	125	A	AVO	Min	104	0	29.76	3.4946	87.4597	72.88%
16	Santanen, Jesse	68	A	AVO	Min	104	0	31.00	3.3548	83.9613	69.97%
17	Mäkilä, Lauri	51	A	AVO	Min	98	0	29.39	3.3345	83.4515	69.54%
18	Skyttä, Aki	121	A	AVO	Min	104	0	31.51	3.3005	82.6023	68.84%
19	Heikkinen, Sami	3	A	AVO	Min	102	0	31.19	3.2703	81.8450	68.20%
20	Kähkönen, Harri	64	A	AVO	Min	108	0	33.53	3.2210	80.6116	67.18%
21	Olli, Joose	109	A	AVO	Min	112	0	35.18	3.1836	79.6764	66.40%
22	Takku, Markku	116	A	AVO	Min	100	0	32.28	3.0979	77.5307	64.61%
23	Routakangas, Tero	29	A	AVO	Min	104	0	33.91	3.0669	76.7561	63.96%
24	Saari, Atte	22	A	AVO	Min	106	0	35.53	2.9834	74.6652	62.22%
25	Uusitalo, Jani	114	A	AVO	Min	100	0	33.62	2.9744	74.4406	62.03%
26	Virtanen, Tommi	72	A	AVO	Min	100	0	34.00	2.9412	73.6086	61.34%
27	Mikkonen, Timo	119	A	AVO	Min	103	10	31.69	2.9347	73.4460	61.21%
28	Seikola, Juho	107	A	AVO	Min	96	0	32.83	2.9242	73.1826	60.99%
29	Kaukkila, Pasi	4	A	AVO	Min	104	0	35.69	2.9140	72.9280	60.77%
30	Schwartz, Teemu	39	A	AVO	Min	108	0	37.82	2.8556	71.4677	59.56%
31	Holkeri, Antti	70	A	AVO	Min	106	0	37.14	2.8541	71.4285	59.52%
32	Ruohonen, Tony	126	A	AVO	Min	112	0	40.27	2.7812	69.6055	58.00%
33	Nordberg, Mona	66	A	AVO	Min	114	0	41.39	2.7543	68.9314	57.44%
34	Levänsuo, Heikki	47	A	AVO	Min	100	0	37.21	2.6874	67.2586	56.05%
35	Tengström, Turkka	76	A	AVO	Min	114	0	43.11	2.6444	66.1811	55.15%
36	Mäntylä, Tero	48	A	AVO	Min	103	10	37.56	2.4760	61.9676	51.64%
37	Vuorela, Tero	105	A	AVO	Min	104	0	42.40	2.4528	61.3868	51.16%
38	Vainio, Niklas	91	A	AVO	Min	106	0	43.51	2.4362	60.9711	50.81%
39	Kumpulainen, Jarmo	111	A	AVO	Min	96	0	40.84	2.3506	58.8292	49.02%
40	Multamäki, Leevi	97	A	AVO	Min	114	0	48.74	2.3389	58.5365	48.78%

41	Pihlajasaari, Roope	10	A	AVO	Min	100	0	42.83	2.3348	58.4332	48.69%
42	Ruutiniemi, Lari	102	A	AVO	Min	112	0	48.16	2.3256	58.2021	48.50%
43	Laukkanen, Niko	19	A	AVO	Min	104	10	40.63	2.3136	57.9013	48.25%
44	Rae, Maria	6	A	AVO	Min	108	0	47.83	2.2580	56.5107	47.09%
45	Törmänen, Samuel	108	A	AVO	Min	110	0	51.13	2.1514	53.8424	44.87%
46	Lindroos, Ville	127	A	AVO	Min	102	0	47.70	2.1384	53.5167	44.60%
47	Salioja, Matti	115	A	AVO	Min	110	10	46.82	2.1358	53.4535	44.54%
48	Nieminen, Sami	81	A	AVO	Min	98	30	32.11	2.1177	53.0000	44.17%
49	Salmi, Juuso	101	A	AVO	Min	118	10	51.82	2.0841	52.1595	43.47%
50	Lehtimäki, Juhani	86	A	AVO	Min	118	0	57.36	2.0572	51.4850	42.90%
51	Vaahtovuori, Mikko	35	A	AVO	Min	100	0	49.42	2.0235	50.6413	42.20%
52	Rinta-aho, Teemu	45	A	AVO	Min	105	10	47.25	2.0106	50.3187	41.93%
53	Aaltonen, Jouni	40	A	AVO	Min	108	0	56.35	1.9166	47.9664	39.97%
54	Tengström, Roope	77	A	AVO	Min	108	0	59.16	1.8256	45.6881	38.07%
55	Syvänen, Markus	100	A	AVO	Min	100	0	55.58	1.7992	45.0286	37.52%
56	Nordman, Mika	53	A	AVO	Min	102	30	41.75	1.7246	43.1602	35.97%
57	Kylävainio, Pasi	69	A	AVO	Min	95	10	49.61	1.7134	42.8802	35.73%
58	Antonen, Sam	56	A	AVO	Min	102	0	62.83	1.6234	40.6294	33.86%
59	Ojaniemi, Pasi	120	A	AVO	Min	100	20	52.22	1.5320	38.3407	31.95%
60	Tuominen, Jukka-Pekka	112	A	AVO	Min	94	20	52.48	1.4101	35.2895	29.41%
61	Virtanen, Tiina	11	A	AVO	Min	109	10	80.05	1.2367	30.9515	25.79%
62	Isomäki, Saimi	43	A	AVO	Min	77	30	38.40	1.2240	30.6319	25.53%
63	Lehtonen, Vellu	50	A	AVO	Min	86	30	50.52	1.1085	27.7416	23.12%
64	Kallio, Markku	88	A	AVO	Min	92	20	66.11	1.0891	27.2567	22.71%
65	Ojala, Rami	113	A	AVO	Min	91	30	58.94	1.0350	25.9016	21.58%
66	Virtanen, Tomi	122	A	AVO	Min	96	20	81.17	0.9363	23.4329	19.53%
67	Sjöblom, Jussi	96	V	AVO	Min	74	0	84.90	0.8716	21.8138	18.18%
68	Niemi, Mikko	118	A	AVO	Min	75	50	41.21	0.6066	15.1826	12.65%
69	Santavuori, Tapio	44	A	AVO	Min	66	40	52.46	0.4956	12.4037	10.34%
70	Santala, Ville	103	A	AVO	Min	0	0	0.00	0.0000	0.0000	0.00%
71	(DQ) Haapa-aho, Juha	13482	A	AVO	Min						
72	(DQ) Kuusela, Jari	8564	A	AVO	Min						

### Stage Results - TST

Place	Name	No.	Class	Div	PF	Points	Pen	Time	Hit Factor	Stage Pts	Stage %
1	Girs, Aleksi	83	TST	TST	Min	104	0	28.43	3.6581	120.0000	100.00%
2	Hietala, Mikko	92	TST	TST	Min	114	0	31.37	3.6340	119.2107	99.34%
3	Ketola, Sami	5	TST	TST	Min	114	0	33.38	3.4152	112.0323	93.36%
4	Schwela, Tuomo	25	TST	TST	Min	102	0	31.07	3.2829	107.6921	89.74%
5	Rantanen, Jesse	46	TST	TST	Min	99	10	28.27	3.1482	103.2735	86.06%
6	Suominen, Matias	37	TST	TST	Min	98	0	31.33	3.1280	102.6102	85.51%
7	Rouvali, Jarkko	28	TST	TST	Min	114	0	37.42	3.0465	99.9369	83.28%
8	Seppänen, Mikko	13	TST	TST	Min	112	0	38.70	2.8941	94.9362	79.11%
9	Laurila, Ville	67	TST	TST	Min	120	0	41.99	2.8578	93.7476	78.12%
10	Kopu, Eero	62	TST	TST	Min	112	0	39.54	2.8326	92.9193	77.43%
11	Hirvonen, Jan	20	TST	TST	Min	108	0	41.20	2.6214	85.9907	71.66%
12	Takku, Jorma	117	TST	TST	Min	116	0	47.75	2.4293	79.6910	66.41%
13	Pehkonen, Joni	82	TST	TST	Min	106	0	43.87	2.4162	79.2616	66.05%
14	Lainio, Jimi	38	TST	TST	Min	102	0	43.48	2.3459	76.9547	64.13%
15	Casagrande, Xavier	84	TST	TST	Min	112	10	44.83	2.2753	74.6373	62.20%
16	Saarinen, Aleksi K R	79	TST	TST	Min	100	20	35.39	2.2605	74.1539	61.79%
17	Hongisto, Jussi	24	TST	TST	Min	103	10	56.69	1.6405	53.8147	44.85%
18	Lindberg, Ari	98	TST	TST	Min	104	0	66.36	1.5672	51.4105	42.84%
19	Suominen, Arno	80	TST	TST	Min	97	10	63.17	1.3772	45.1786	37.65%
20	(DQ) Tuomola, Joni	15483183	TST	TST	Min						


### Stage Results - VAKIO

Place	Name	No.	Class	Div	PF	Points	Pen	Time	Hit Factor	Stage Pts	Stage %
1	Miettinen, Marcus	36	V	VAKIO	Min	112	0	30.77	3.6399	120.0000	100.00%
2	Tirri, Marko	54	V	VAKIO	Min	112	0	34.79	3.2193	106.1339	88.44%
3	Laho, Antti	60	V	VAKIO	Min	84	0	30.43	2.7604	91.0056	75.84%

4	Gustafsson, Mikko	57	V	VAKIO	Min	112	0	41.32	2.7106	89.3611	74.47%
5	Vainiomäki, Jani	21	V	VAKIO	Min	102	0	37.98	2.6856	88.5393	73.78%
6	Halkio, Jarkko	42	V	VAKIO	Min	99	10	37.50	2.3733	78.2437	65.20%
7	Hautajärvi, Erik	52	V	VAKIO	Min	84	20	27.13	2.3590	77.7716	64.81%
8	Kurikka, Jari	74	V	VAKIO	Min	108	0	46.82	2.3067	76.0472	63.37%
9	Aronoja, Esa	104	V	VAKIO	Min	94	0	43.71	2.1505	70.8986	59.08%
10	Pulk, Risto		V	VAKIO	Min	114	10	58.47	1.7787	58.6396	48.87%
11	Lindström, Patrik	95	V	VAKIO	Min	95	10	49.03	1.7336	57.1541	47.63%
12	Kivijärvi, Heikki	17	V	VAKIO	Min	112	0	68.78	1.6284	53.6842	44.74%
13	Silvander, Heidi	26	V	VAKIO	Min	109	10	65.58	1.5096	49.7685	41.47%
14	Majala, Joni	34	V	VAKIO	Min	106	0	70.62	1.5010	49.4845	41.24%
15	Virtanen, Tomi S	58	V	VAKIO	Min	103	10	67.09	1.3862	45.7000	38.08%
16	Laho, Aleksi	78	V	VAKIO	Min	105	10	70.11	1.3550	44.6719	37.23%
17	Mellen, Tom	8	V	VAKIO	Min	100	0	84.17	1.1881	39.1682	32.64%
18	Silvander, Marko	99	V	VAKIO	Min	87	10	66.18	1.1635	38.3579	31.96%
19	Ärrälä, Ilkka	73	V	VAKIO	Min	74	40	56.58	0.6009	19.8110	16.51%
20	Kurikka, Erika	63	V	VAKIO	Min	57	60	52.64	0.0000	0.0000	0.00%
21	(DQ) Nurmi, Marko	12125	V	VAKIO	Min						
22	(DQ) Annila, Ville	14363	V	VAKIO	Min						

Generated by PractiScore for Android (1.7.34 Lenovo) at 2024-03-03 16:04 +0200

# LSRes TalviSRA 2024 - Rasti5 "Koukkaus" - 2024-02-29



## Stage Results - AVO

Place	Name	No.	Class	Div	PF	Points	Pen	Time	Hit Factor	Stage Pts	Stage %
1	Kuisma, Eetu	75	A	AVO	Min	109	10	24.25	4.0825	130.0000	100.00%
2	Suominen, Harri	55	A	AVO	Min	118	0	31.40	3.7580	119.6664	92.05%
3	Heikkilä, Teemu	61	A	AVO	Min	106	0	28.35	3.7390	119.0619	91.59%
4	Kuuskoski, Sakari	130	A	AVO	Min	118	0	31.81	3.7095	118.1240	90.86%
5	Rinta-aho, Teemu	45	A	AVO	Min	120	0	34.04	3.5253	112.2565	86.35%
6	Tengström, Roope	77	A	AVO	Min	107	10	28.21	3.4385	109.4936	84.23%
7	Riitamaa, Markku	41	A	AVO	Min	103	10	27.37	3.3979	108.2002	83.23%
8	Pentinmäki, Jari	2	A	AVO	Min	103	10	27.50	3.3818	107.6887	82.84%
9	Levänsuo, Heikki	47	A	AVO	Min	114	0	34.27	3.3265	105.9280	81.48%
10	Vainio, Niklas	91	A	AVO	Min	116	0	34.92	3.3219	105.7800	81.37%
11	Ojaniemi, Pasi	120	A	AVO	Min	110	0	33.84	3.2506	103.5100	79.62%
12	Kössi, Jani	23	A	AVO	Min	124	0	38.44	3.2258	102.7208	79.02%
13	Asikainen, Kari	31	A	AVO	Min	113	10	32.13	3.2057	102.0813	78.52%
14	Kaukkila, Pasi	4	A	AVO	Min	110	0	34.64	3.1755	101.1195	77.78%
15	Aaltonen, Tuomas	125	A	AVO	Min	103	10	29.48	3.1547	100.4559	77.27%
16	Hagström, Henri	33	A	AVO	Min	103	10	31.18	2.9827	94.9788	73.06%
17	Virtanen, Tommi	72	A	AVO	Min	105	10	31.91	2.9771	94.8018	72.92%
18	Salo, Jani	1	A	AVO	Min	112	0	37.78	2.9645	94.4009	72.62%
19	Virtanen, Tomi	122	A	AVO	Min	112	0	37.83	2.9606	94.2761	72.52%
20	Mäntylä, Tero	48	A	AVO	Min	106	20	29.10	2.9553	94.1077	72.39%
21	Multamäki, Leevi	97	A	AVO	Min	110	0	37.61	2.9248	93.1342	71.64%
22	Ruohonen, Tony	126	A	AVO	Min	100	20	27.58	2.9007	92.3667	71.05%
23	Tengström, Turkka	76	A	AVO	Min	102	20	28.38	2.8894	92.0071	70.77%
24	Seikola, Juho	107	A	AVO	Min	120	0	42.35	2.8335	90.2293	69.41%
25	Nordman, Mika	53	A	AVO	Min	122	0	43.30	2.8176	89.7205	69.02%
26	Sievänen, Jari	65	A	AVO	Min	115	10	37.49	2.8007	89.1854	68.60%
27	Mäkilä, Lauri	51	A	AVO	Min	110	0	40.01	2.7493	87.5476	67.34%
28	Nieminen, Sami	81	A	AVO	Min	124	0	45.27	2.7391	87.2230	67.09%
29	Nordberg, Mona	66	A	AVO	Min	114	0	42.28	2.6963	85.8598	66.05%
30	Holkeri, Antti	70	A	AVO	Min	118	0	43.90	2.6879	85.5928	65.84%
31	Schwartz, Teemu	39	A	AVO	Min	110	0	42.28	2.6017	82.8472	63.73%
32	Santanen, Jesse	68	A	AVO	Min	109	10	38.53	2.5694	81.8194	62.94%
33	Ojala, Rami	113	A	AVO	Min	109	10	38.55	2.5681	81.7769	62.91%
34	Heikkinen, Sami	3	A	AVO	Min	105	10	37.04	2.5648	81.6719	62.82%
35	Saari, Atte	22	A	AVO	Min	112	0	43.93	2.5495	81.1852	62.45%
36	Kähkönen, Harri	64	A	AVO	Min	101	10	36.33	2.5048	79.7620	61.36%
37	Törmänen, Samuel	108	A	AVO	Min	112	0	47.10	2.3779	75.7211	58.25%
38	Lujan, Reino	7	A	AVO	Min	107	10	41.27	2.3504	74.8440	57.57%

39	Pihlajasaari, Roope	10	A	AVO	Min	110	0	47.13	2.3340	74.3216	57.17%
40	Ruutiniemi, Lari	102	A	AVO	Min	109	10	43.02	2.3013	73.2799	56.37%
41	Laukkanen, Niko	19	A	AVO	Min	103	30	31.89	2.2891	72.8934	56.07%
42	Lindroos, Ville	127	A	AVO	Min	109	10	44.52	2.2237	70.8109	54.47%
43	Leppänen, Juhani	30	A	AVO	Min	110	0	49.53	2.2209	70.7203	54.40%
44	Routakangas, Tero	29	A	AVO	Min	98	20	35.33	2.2078	70.3025	54.08%
45	Vuorela, Tero	105	A	AVO	Min	120	0	55.74	2.1529	68.5542	52.73%
46	Takku, Markku	116	A	AVO	Min	105	30	35.16	2.1331	67.9254	52.25%
47	Rae, Maria	6	A	AVO	Min	100	20	38.58	2.0736	66.0310	50.79%
48	Aaltonen, Jouni	40	A	AVO	Min	115	10	50.80	2.0669	65.8181	50.63%
49	Syvänen, Markus	100	A	AVO	Min	94	20	37.73	1.9613	62.4547	48.04%
50	Mikkonen, Timo	119	A	AVO	Min	88	20	35.29	1.9269	61.3588	47.20%
51	Salioja, Matti	115	A	AVO	Min	117	10	56.68	1.8878	60.1138	46.24%
52	Santavuori, Tapio	44	A	AVO	Min	95	10	45.18	1.8814	59.9091	46.08%
53	Skyttä, Aki	121	A	AVO	Min	98	20	43.42	1.7964	57.2038	44.00%
54	Lehtimäki, Juhani	86	A	AVO	Min	115	10	59.01	1.7794	56.6609	43.59%
55	Kylävainio, Pasi	69	A	AVO	Min	109	10	57.02	1.7362	55.2876	42.53%
56	Vahtovuo, Mikko	35	A	AVO	Min	113	10	62.45	1.6493	52.5200	40.40%
57	Laine, Jouko	9	A	AVO	Min	100	40	38.76	1.5480	49.2932	37.92%
58	Kallio, Markku	88	A	AVO	Min	106	20	56.40	1.5248	48.5556	37.35%
59	Salmi, Juuso	101	A	AVO	Min	96	20	49.97	1.5209	48.4311	37.25%
60	Uusitalo, Jani	114	A	AVO	Min	86	40	31.16	1.4763	47.0089	36.16%
61	Tuominen, Jukka-Pekka	112	A	AVO	Min	87	30	41.51	1.3732	43.7262	33.64%
62	Olli, Joose	109	A	AVO	Min	108	0	79.93	1.3512	43.0263	33.10%
63	Virtanen, Tiina	11	A	AVO	Min	103	30	54.90	1.3297	42.3419	32.57%
64	Kumpulainen, Jarmo	111	A	AVO	Min	90	40	38.48	1.2994	41.3766	31.83%
65	Antonen, Sam	56	A	AVO	Min	86	40	38.88	1.1831	37.6748	28.98%
66	Isomäki, Saimi	43	A	AVO	Min	71	50	42.03	0.4996	15.9104	12.24%
67	Niemi, Mikko	118	A	AVO	Min	84	60	53.34	0.4499	14.3278	11.02%
68	Lehtonen, Vellu	50	A	AVO	Min	75	70	49.28	0.1015	3.2309	2.49%
69	Santala, Ville	103	A	AVO	Min	0	0	0.00	0.0000	0.0000	0.00%
70	Sjöblom, Jussi	96	V	AVO	Min	40	140	66.94	0.0000	0.0000	0.00%
71	(DQ) Haapa-aho, Juha	13482	A	AVO	Min						
72	(DQ) Kuusela, Jari	8564	A	AVO	Min						

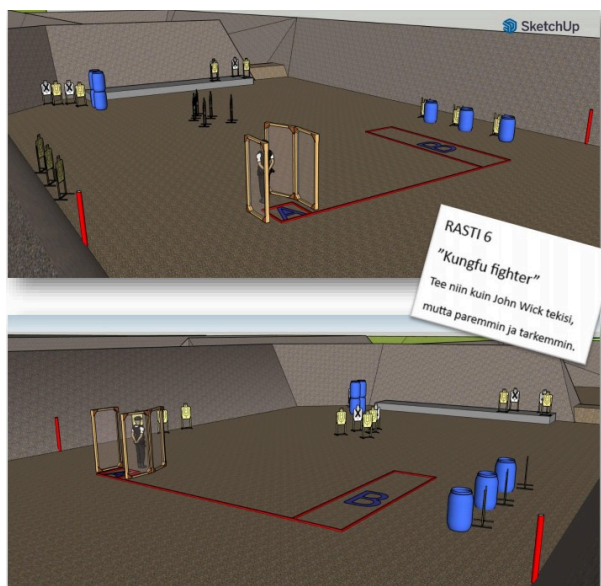
Stage Results - TST											
Place	Name	No.	Class	Div	PF	Points	Pen	Time	Hit Factor	Stage Pts	Stage %
1	Girs, Aleksi	83	TST	TST	Min	108	0	29.36	3.6785	130.0000	100.00%
2	Rouvali, Jarkko	28	TST	TST	Min	120	0	33.67	3.5640	125.9545	96.89%
3	Lainio, Jimi	38	TST	TST	Min	102	0	30.34	3.3619	118.8120	91.39%
4	Pehkonen, Joni	82	TST	TST	Min	118	0	37.69	3.1308	110.6449	85.11%
5	Schwela, Tuomo	25	TST	TST	Min	109	10	31.96	3.0976	109.4723	84.21%
6	Hirvonen, Jan	20	TST	TST	Min	119	10	35.72	3.0515	107.8427	82.96%
7	Rantanen, Jesse	46	TST	TST	Min	106	20	29.33	2.9322	103.6244	79.71%
8	Hietala, Mikko	92	TST	TST	Min	112	0	39.31	2.8491	100.6910	77.45%
9	Ketola, Sami	5	TST	TST	Min	113	10	38.55	2.6719	94.4253	72.63%
10	Takku, Jorma	117	TST	TST	Min	113	10	39.48	2.6089	92.2010	70.92%
11	Casagrande, Xavier	84	TST	TST	Min	101	10	35.28	2.5794	91.1567	70.12%
12	Hongisto, Jussi	24	TST	TST	Min	98	20	31.06	2.5113	88.7501	68.27%
13	Lindberg, Ari	98	TST	TST	Min	108	0	44.53	2.4253	85.7130	65.93%
14	Suominen, Arno	80	TST	TST	Min	106	0	46.63	2.2732	80.3371	61.80%
15	Saarinen, Aleksi K R	79	TST	TST	Min	109	10	48.30	2.0497	72.4375	55.72%
16	Seppänen, Mikko	13	TST	TST	Min	97	30	34.95	1.9170	67.7491	52.11%
17	Laurila, Ville	67	TST	TST	Min	104	20	45.53	1.8449	65.2015	50.15%
18	Kopu, Eero	62	TST	TST	Min	97	10	51.75	1.6812	59.4134	45.70%
19	Suominen, Matias	37	TST	TST	Min	87	30	36.13	1.5776	55.7548	42.89%
20	(DQ) Tuomola, Joni	15483183	TST	TST	Min						

Stage Results - VAKIO											
Place	Name	No.	Class	Div	PF	Points	Pen	Time	Hit Factor	Stage Pts	Stage %
1	Aronoja, Esa	104	V	VAKIO	Min	111	10	40.01	2.5244	130.0000	100.00%

2	Hautajärvi, Erik	52	V	VAKIO	Min	98	20	31.11	2.5072	129.1175	99.32%
3	Gustafsson, Mikko	57	V	VAKIO	Min	120	0	49.32	2.4331	125.2993	96.38%
4	Lindström, Patrik	95	V	VAKIO	Min	103	30	31.57	2.3123	119.0800	91.60%
5	Silvander, Marko	99	V	VAKIO	Min	104	0	45.37	2.2923	118.0470	90.81%
6	Kurikka, Jari	74	V	VAKIO	Min	116	0	51.83	2.2381	115.2570	88.66%
7	Laho, Aleksi	78	V	VAKIO	Min	112	0	50.64	2.2117	113.8977	87.61%
8	Halkio, Jarkko	42	V	VAKIO	Min	120	0	55.62	2.1575	111.1068	85.47%
9	Vainiomäki, Jani	21	V	VAKIO	Min	99	10	44.53	1.9987	102.9267	79.17%
10	Tirri, Marko	54	V	VAKIO	Min	118	0	62.24	1.8959	97.6344	75.10%
11	Majala, Joni	34	V	VAKIO	Min	112	20	50.44	1.8239	93.9298	72.25%
12	Silvander, Heidi	26	V	VAKIO	Min	116	20	53.93	1.7801	91.6709	70.52%
13	Laho, Antti	60	V	VAKIO	Min	100	20	45.56	1.7559	90.4267	69.56%
14	Pulk, Risto		V	VAKIO	Min	124	0	84.55	1.4666	75.5264	58.10%
15	Kivijärvi, Heikki	17	V	VAKIO	Min	103	30	65.28	1.1183	57.5882	44.30%
16	Miettinen, Marcus	36	V	VAKIO	Min	91	50	38.02	1.0784	55.5344	42.72%
17	Virtanen, Tomi S	58	V	VAKIO	Min	101	50	48.69	1.0474	53.9412	41.49%
18	Mellen, Tom	8	V	VAKIO	Min	105	10	93.82	1.0126	52.1457	40.11%
19	Ärrälä, Ilkka	73	V	VAKIO	Min	78	40	48.79	0.7788	40.1091	30.85%
20	Kurikka, Erika	63	V	VAKIO	Min	81	50	43.70	0.7094	36.5318	28.10%
21	(DQ) Nurmi, Marko	12125	V	VAKIO	Min						
22	(DQ) Annila, Ville	14363	V	VAKIO	Min						

Generated by PractiScore for Android (1.7.34 Lenovo) at 2024-03-03 16:04 +0200

# LSRes TalviSRA 2024 - Rasti6 "Kungfu Fighter" - 2024-02-29



## Stage Results - AVO

Place	Name	No.	Class	Div	PF	Points	Pen	Time	Hit Factor	Stage Pts	Stage %
1	Kössi, Jani	23	A	AVO	Min	112	0	23.97	4.6725	130.0000	100.00%
2	Kuisma, Eetu	75	A	AVO	Min	122	0	26.14	4.6672	129.8517	99.89%
3	Tengström, Turkka	76	A	AVO	Min	122	0	27.84	4.3822	121.9225	93.79%
4	Salo, Jani	1	A	AVO	Min	112	0	27.06	4.1390	115.1552	88.58%
5	Kuuskoski, Sakari	130	A	AVO	Min	118	0	28.52	4.1374	115.1134	88.55%
6	Tengström, Roope	77	A	AVO	Min	128	10	31.05	3.8003	105.7338	81.33%
7	Heikkilä, Teemu	61	A	AVO	Min	110	0	30.41	3.6172	100.6398	77.42%
8	Hagström, Henri	33	A	AVO	Min	112	10	28.41	3.5903	99.8901	76.84%
9	Pentinmäki, Jari	2	A	AVO	Min	120	0	33.73	3.5577	98.9825	76.14%
10	Seikola, Juho	107	A	AVO	Min	124	0	34.86	3.5571	98.9664	76.13%
11	Sievänen, Jari	65	A	AVO	Min	116	20	27.43	3.4998	97.3731	74.90%
12	Olli, Joose	109	A	AVO	Min	114	0	33.56	3.3969	94.5097	72.70%
13	Asikainen, Kari	31	A	AVO	Min	111	20	27.72	3.2828	91.3359	70.26%
14	Uusitalo, Jani	114	A	AVO	Min	104	10	29.35	3.2027	89.1073	68.54%
15	Virtanen, Tommi	72	A	AVO	Min	122	0	38.31	3.1845	88.6015	68.15%
16	Vuorela, Tero	105	A	AVO	Min	108	0	33.96	3.1802	88.4809	68.06%
17	Mäntylä, Tero	48	A	AVO	Min	116	0	36.59	3.1703	88.2041	67.85%
18	Mäkilä, Lauri	51	A	AVO	Min	120	0	38.87	3.0872	85.8935	66.07%
19	Suominen, Harri	55	A	AVO	Min	120	20	32.77	3.0516	84.9018	65.31%
20	Ruutiniemi, Lari	102	A	AVO	Min	114	0	37.49	3.0408	84.6024	65.08%
21	Ojaniemi, Pasi	120	A	AVO	Min	116	0	38.90	2.9820	82.9663	63.82%
22	Lujan, Reino	7	A	AVO	Min	110	0	37.28	2.9506	82.0938	63.15%
23	Ruohonen, Tony	126	A	AVO	Min	107	30	26.45	2.9112	80.9950	62.30%
24	Vainio, Niklas	91	A	AVO	Min	101	10	31.71	2.8698	79.8433	61.42%
25	Riitamaa, Markku	41	A	AVO	Min	120	0	41.87	2.8660	79.7392	61.34%
26	Rinta-aho, Teemu	45	A	AVO	Min	112	0	39.10	2.8645	79.6957	61.30%
27	Aaltonen, Tuomas	125	A	AVO	Min	108	0	37.82	2.8556	79.4503	61.12%
28	Takku, Markku	116	A	AVO	Min	116	10	37.23	2.8472	79.2148	60.93%
29	Holkeri, Antti	70	A	AVO	Min	108	0	38.25	2.8235	78.5571	60.43%
30	Nordberg, Mona	66	A	AVO	Min	120	0	42.79	2.8044	78.0247	60.02%
31	Salioja, Matti	115	A	AVO	Min	128	10	42.72	2.7622	76.8500	59.12%
32	Nieminen, Sami	81	A	AVO	Min	124	0	45.56	2.7217	75.7236	58.25%
33	Mikkonen, Timo	119	A	AVO	Min	116	0	43.93	2.6406	73.4666	56.51%
34	Heikkinen, Sami	3	A	AVO	Min	107	10	36.77	2.6380	73.3958	56.46%
35	Laukkanen, Niko	19	A	AVO	Min	122	0	49.90	2.4449	68.0225	52.33%
36	Laine, Jouko	9	A	AVO	Min	95	10	35.04	2.4258	67.4914	51.92%
37	Lindroos, Ville	127	A	AVO	Min	110	0	46.13	2.3846	66.3441	51.03%
38	Kaukkila, Pasi	4	A	AVO	Min	102	0	43.76	2.3309	64.8509	49.89%
39	Virtanen, Tomi	122	A	AVO	Min	114	0	49.16	2.3190	64.5188	49.63%



40	Rae, Maria	6	A	AVO	Min	110	0	47.45	2.3182	64.4985	49.61%
41	Vahtovuori, Mikko	35	A	AVO	Min	101	10	40.00	2.2750	63.2958	48.69%
42	Levänsuo, Heikki	47	A	AVO	Min	109	10	43.53	2.2743	63.2761	48.67%
43	Aaltonen, Jouni	40	A	AVO	Min	126	10	51.06	2.2718	63.2078	48.62%
44	Kähkönen, Harri	64	A	AVO	Min	120	10	48.81	2.2536	62.7014	48.23%
45	Nordman, Mika	53	A	AVO	Min	97	10	38.73	2.2463	62.4979	48.08%
46	Kylävainio, Pasi	69	A	AVO	Min	116	0	52.31	2.2175	61.6974	47.46%
47	Törmänen, Samuel	108	A	AVO	Min	112	0	51.56	2.1722	60.4364	46.49%
48	Skyttä, Aki	121	A	AVO	Min	104	10	43.98	2.1373	59.4656	45.74%
49	Routakangas, Tero	29	A	AVO	Min	103	30	34.64	2.1074	58.6325	45.10%
50	Niemi, Mikko	118	A	AVO	Min	92	10	42.82	1.9150	53.2796	40.98%
51	Isomäki, Saimi	43	A	AVO	Min	110	0	58.46	1.8816	52.3513	40.27%
52	Leppänen, Juhani	30	A	AVO	Min	110	10	53.72	1.8615	51.7914	39.84%
53	Salmi, Juuso	101	A	AVO	Min	106	0	57.94	1.8295	50.9003	39.15%
54	Syvänen, Markus	100	A	AVO	Min	110	20	49.98	1.8007	50.1002	38.54%
55	Pihlajasaari, Roope	10	A	AVO	Min	110	20	51.79	1.7378	48.3493	37.19%
56	Santanen, Jesse	68	A	AVO	Min	104	20	51.59	1.6282	45.3009	34.85%
57	Santavuori, Tapio	44	A	AVO	Min	97	30	42.25	1.5858	44.1206	33.94%
58	Kumpulainen, Jarmo	111	A	AVO	Min	95	20	50.48	1.4857	41.3367	31.80%
59	Schwartz, Teemu	39	A	AVO	Min	88	20	51.24	1.3271	36.9227	28.40%
60	Tuominen, Jukka-Pekka	112	A	AVO	Min	92	20	57.40	1.2544	34.8991	26.85%
61	Sjöblom, Jussi	96	V	AVO	Min	98	0	82.95	1.1814	32.8703	25.28%
62	Multamäki, Leevi	97	A	AVO	Min	100	20	71.57	1.1178	31.0994	23.92%
63	Ojala, Rami	113	A	AVO	Min	73	10	57.79	1.0902	30.3306	23.33%
64	Antonen, Sam	56	A	AVO	Min	115	60	59.63	0.9224	25.6620	19.74%
65	Lehtonen, Vellu	50	A	AVO	Min	86	40	50.34	0.9138	25.4237	19.56%
66	Lehtimäki, Juhani	86	A	AVO	Min	91	30	66.83	0.9128	25.3952	19.53%
67	Virtanen, Tiina	11	A	AVO	Min	86	40	54.70	0.8410	23.3972	18.00%
68	Kallio, Markku	88	A	AVO	Min	72	50	29.26	0.7519	20.9190	16.09%
69	Saari, Atte	22	A	AVO	Min	75	50	48.31	0.5175	14.3978	11.08%
70	Santala, Ville	103	A	AVO	Min	0	0	0.00	0.0000	0.0000	0.00%
71	(DQ) Haapa-aho, Juha	13482	A	AVO	Min						
72	(DQ) Kuusela, Jari	8564	A	AVO	Min						

### Stage Results - TST

Place	Name	No.	Class	Div	PF	Points	Pen	Time	Hit Factor	Stage Pts	Stage %
1	Girs, Aleksi	83	TST	TST	Min	102	0	27.91	3.6546	130.0000	100.00%
2	Ketola, Sami	5	TST	TST	Min	116	0	32.68	3.5496	126.2638	97.13%
3	Hirvonen, Jan	20	TST	TST	Min	120	0	36.45	3.2922	117.1080	90.08%
4	Hongisto, Jussi	24	TST	TST	Min	116	0	37.88	3.0623	108.9309	83.79%
5	Hietala, Mikko	92	TST	TST	Min	115	10	34.50	3.0435	108.2613	83.28%
6	Schwela, Tuomo	25	TST	TST	Min	112	0	37.71	2.9700	105.6488	81.27%
7	Rouvali, Jarkko	28	TST	TST	Min	126	0	42.54	2.9619	105.3601	81.05%
8	Suominen, Matias	37	TST	TST	Min	120	0	43.93	2.7316	97.1680	74.74%
9	Casagrande, Xavier	84	TST	TST	Min	108	0	40.09	2.6939	95.8276	73.71%
10	Laurila, Ville	67	TST	TST	Min	126	0	47.26	2.6661	94.8374	72.95%
11	Kopu, Eero	62	TST	TST	Min	114	0	42.93	2.6555	94.4598	72.66%
12	Pehkonen, Joni	82	TST	TST	Min	108	20	34.38	2.5596	91.0500	70.04%
13	Takku, Jorma	117	TST	TST	Min	120	0	49.05	2.4465	87.0252	66.94%
14	Saarinen, Aleksi K R	79	TST	TST	Min	108	0	46.71	2.3121	82.2464	63.27%
15	Rantanen, Jesse	46	TST	TST	Min	94	20	35.07	2.1101	75.0583	57.74%
16	Lainio, Jimi	38	TST	TST	Min	94	30	31.10	2.0579	73.2019	56.31%
17	Seppänen, Mikko	13	TST	TST	Min	101	10	44.67	2.0372	72.4650	55.74%
18	Lindberg, Ari	98	TST	TST	Min	100	10	52.19	1.7245	61.3420	47.19%
19	Suominen, Arno	80	TST	TST	Min	111	10	66.41	1.5209	54.0992	41.61%
20	(DQ) Tuomola, Joni	15483183	TST	TST	Min						

### Stage Results - VAKIO

Place	Name	No.	Class	Div	PF	Points	Pen	Time	Hit Factor	Stage Pts	Stage %
1	Virtanen, Tomi S	58	V	VAKIO	Min	108	0	25.95	4.1618	130.0000	100.00%
2	Halkio, Jarkko	42	V	VAKIO	Min	114	0	30.77	3.7049	115.7269	89.02%

3	Aronoja, Esa	104	V	VAKIO	Min	110	0	33.21	3.3123	103.4620	79.59%
4	Hautajärvi, Erik	52	V	VAKIO	Min	108	0	34.46	3.1341	97.8961	75.30%
5	Tirri, Marko	54	V	VAKIO	Min	116	0	38.75	2.9935	93.5068	71.93%
6	Majala, Joni	34	V	VAKIO	Min	124	0	45.76	2.7098	84.6433	65.11%
7	Laho, Antti	60	V	VAKIO	Min	124	0	46.28	2.6793	83.6923	64.38%
8	Gustafsson, Mikko	57	V	VAKIO	Min	124	20	39.65	2.6230	81.9308	63.02%
9	Miettinen, Marcus	36	V	VAKIO	Min	108	0	42.82	2.5222	78.7833	60.60%
10	Kurikka, Jari	74	V	VAKIO	Min	124	0	55.16	2.2480	70.2190	54.01%
11	Laho, Aleksi	78	V	VAKIO	Min	115	10	51.87	2.0243	63.2310	48.64%
12	Lindström, Patrik	95	V	VAKIO	Min	115	20	53.96	1.7606	54.9932	42.30%
13	Ärrälä, Ilkka	73	V	VAKIO	Min	93	10	54.54	1.5218	47.5357	36.57%
14	Silvander, Marko	99	V	VAKIO	Min	99	10	61.55	1.4460	45.1668	34.74%
15	Mellen, Tom	8	V	VAKIO	Min	115	30	60.70	1.4003	43.7408	33.65%
16	Kivijärvi, Heikki	17	V	VAKIO	Min	110	20	64.34	1.3988	43.6937	33.61%
17	Silvander, Heidi	26	V	VAKIO	Min	113	10	74.24	1.3874	43.3367	33.34%
18	Vainiomäki, Jani	21	V	VAKIO	Min	76	20	40.45	1.3844	43.2441	33.26%
19	Pulk, Risto		V	VAKIO	Min	109	30	66.37	1.1903	37.1802	28.60%
20	Kurikka, Erika	63	V	VAKIO	Min	69	30	96.26	0.4052	12.6554	9.73%
21	(DQ) Nurmi, Marko	12125	V	VAKIO	Min						
22	(DQ) Annila, Ville	14363	V	VAKIO	Min						

Generated by PractiScore for Android (1.7.34 Lenovo) at 2024-03-03 16:04 +0200